

VITAMIN D


UpDates


Vol. 7 - N. 3 - 2024

Sito Web

www.vitamin-d-journal.it

 Editoriale

 Carenza di vitamina D,
fratture da stress e
recupero
post-traumatico

 Livelli circolanti
di vitamina D
e rischio di insorgenza
di diabete mellito
tipo 2: c'è un legame

 Selezione
bibliografica

Direttore Scientifico

Maurizio Rossini

Comitato Scientifico

Francesco Bertoldo

Rachele Ciccocioppo

Andrea Fagiolini

Davide Gatti

Sandro Giannini

Paolo Gisondi

Andrea Giusti

Giovanni Iolascon

Stefano Lello

Diego Peroni

Gianenrico Senna

Pasquale Strazzullo

Giovanni Targher

Leonardo Triggiani

Assistente Editoriale

Sara Rossini

Copyright by

Pacini Editore srl

Direttore Responsabile

Patrizia Pacini

Edizione

Pacini Editore Srl

Via Gherardesca 1 • 56121 Pisa

Tel. 050 313011 • Fax 050 3130300

Info@pacinieditore.it - www.pacinieditore.it

Divisione Pacini Editore Medicina

Fabio Poponcini • Business Unit Manager

Tel. 050 31 30 218 • fpoponcini@pacinieditore.it

Alessandra Crosato • Account Manager

Tel. 050 31 30 239 • acrosato@pacinieditore.it

Francesca Gori • Business Development &

Scientific Editorial Manager

fgori@pacinieditore.it

Manuela Mori • Digital Publishing & Advertising

Tel. 050 31 30 217 • mmori@pacinieditore.it

Redazione

Lucia Castelli

Tel. 050 3130224 • lcastelli@pacinieditore.it

Stampa

Industrie Grafiche Pacini • Pisa

ISSN: 2611-2876 (online)

Registrazione presso il Tribunale di Pisa n. 2/18 del 23-2-2018
L'editore resta a disposizione degli aventi diritto con i quali non è stato possibile comunicare e per le eventuali omissioni. Le fotocopie per uso personale del lettore (per propri scopi di lettura, studio, consultazione) possono essere effettuate nei limiti del 15% di ciascun volume/fascicolo di periodico, escluse le pagine pubblicitarie, dietro pagamento alla SIAE del compenso previsto dalla legge n. 633 del 1941 e a seguito di specifica autorizzazione rilasciata da CLEARedi: <https://www.clearedi.org>. Edizione digitale - Settembre 2024.

Maurizio Rossini

Dipartimento di Medicina,
Sezione di Reumatologia, Università di Verona

Cari Lettori

in questo numero trovate un aggiornamento su alcuni effetti scheletrici ed extra-scheletrici della vitamina D.

Come sapete le cosiddette fratture da stress sono causate da carichi ripetuti e stress meccanici che superano la capacità di riparazione del tessuto osseo e sono comuni in particolare tra atleti, militari e individui che praticano attività fisica intensa. Ebbene i pazienti che vi incorrono presentano frequentemente carenza di vitamina D ed è d'altra parte noto che livelli adeguati di vitamina D accelerano la formazione del callo osseo e migliorano la qualità della rigenerazione ossea. Ciò sembra da attribuirsi a un duplice ruolo della vitamina D: quello immunomodulante nella prima fase marcatamente infiammatoria della "fracture healing" e quello sulla mineralizzazione.

Nel secondo articolo trovate invece un importante aggiornamento sul possibile ruolo della vitamina D nel ridurre il rischio di insorgenza di diabete tipo 2. Il razionale c'è da tempo: la vitamina D ha recettori intranucleari anche nelle beta cellule pancreatiche e potrebbe svolgere pertanto un ruolo nell'omeostasi glucidica. Studi osservazionali hanno effettivamente documentato un'associazione tra ipovitaminosi D e la presenza di diabete tipo 2, ma gli studi di intervento con la supplementazione di vitamina D hanno sino a ora riportato risultati contrastanti sul controllo glicemico e sulla resistenza insulinica in soggetti con prediabete. Inoltre pochi erano sino a ora gli studi nella popolazione generale e sul possibile ruolo di varianti genetiche del recettore della vitamina D. Da qui l'importanza di un recente grande studio prospettico di coorte che ha osservato una significativa associazione tra livelli circolanti di 25(OH)D superiori a 75 nmol/L e rischio ridotto di sviluppare diabete tipo 2 rispetto ai soggetti con livelli di 25(OH)D minori di 25 nmol/L, indipendentemente dalla condizione di prediabete e specie in presenza di alcuni polimorfismi genetici. Ciò è stato considerato nelle nuove linee guida sulla vitamina D dell'*Endocrine Society*¹ che alla raccomandazione n. 10 suggerisce la supplementazione con vitamina D, in aggiunta alla correzione dello stile di vita, nei soggetti a elevato rischio di prediabete per ridurre il rischio di progressione a diabete tipo 2.

Le stesse nuove linee guida¹ raccomandano per la prima volta la supplementazione dei bambini e degli adolescenti fino a 18 anni non solo per prevenire il rachitismo ma anche per ridurre il rischio di infezioni del tratto respiratorio, riconoscendo un beneficio specifico extra-scheletrico alla vitamina D.

Un altro importante e originale riconoscimento di un beneficio extra-scheletrico da parte delle stesse linee guida¹ è rappresentato dalla sesta raccomandazione che consiglia la supplementazione con vitamina D di tutti i soggetti con oltre 75 anni di età vista la possibilità di ridurre il rischio di mortalità. Ciò mi fa ricordare la segnalazione che avevo fatto all'Agenzia Italiana del Farmaco (AIFA) in veste allora di Presidente della Società Italiana dell'Osteoporosi, del

Corrispondenza**Maurizio Rossini**

maurizio.rossini@univr.it

How to cite this article: Rossini M. Editoriale. Vitamin D - UpDates 2024;7(3):76-77.

© Copyright by Pacini Editore srl



L'articolo è open access e divulgato sulla base della licenza CC-BY-NC-ND (Creative Commons Attribuzione - Non commerciale - Non opere derivate 4.0 Internazionale). L'articolo può essere usato indicando la menzione di paternità adeguata e la licenza; solo a scopi non commerciali; solo in originale. Per ulteriori informazioni: <https://creativecommons.org/licenses/by-nc-nd/4.0/deed.it>

Metabolismo Minerale e delle Malattie dello Scheletro (SIOMMMS) in relazione alla nota 96²: facevo notare che la nota trascurava gli anziani non prevedendo per loro, indipendentemente dalla determinazione della 25(OH)D, la supplementazione a carico del Servizio Sanitario Nazionale, nonostante siano comprensibilmente e notoriamente a rischio di cronica carenza. Tra gli effetti della nota 96 sulla prescrizione di vitamina D, come riportato successivamente dalla stessa AIFA³, vi è stata in effetti una riduzione nell'uso di vitamina D anche negli anziani³, fatto questo che ritengo preoccupante e non

espressione di migliorata appropriatezza d'uso. La nuova raccomandazione contenuta nelle recenti linee guida¹ sulla supplementazione con vitamina D di tutti gli anziani mi fa anche ricordare il Progetto avviato in Regione Veneto 20 anni fa⁴, che prevedeva la supplementazione con vitamina D in tutta la popolazione anziana, in particolare nei mesi invernali.

Cosa ne pensate?
Buona Lettura

Bibliografia

- ¹ Demay MB, Pittas AG, Bikle DD, et al. Vitamin D for the Prevention of Disease: An Endocrine Society Clinical Practice Guideline. *J Clin Endocrinol Metab* 2024;109:1907-1947. <https://doi.org/10.1210/clinem/dgae290>
- ² <https://www.aifa.gov.it/documents/20142/1728113/nota-96.pdf>
- ³ Monitoraggio Nota 96. https://www.aifa.gov.it/documents/20142/1030827/NOTA_96_31mesi_08.11.2022.pdf
- ⁴ <https://bur.regione.veneto.it/BurServices/pubblica/DettaglioDgr.aspx?id=184286>

Carenza di vitamina D, fratture da stress e recupero post-traumatico

VITAMIN D

UpDates

2024;7(3):40-43

<https://doi.org/10.30455/2611-2876-2024-5>

Umberto Tarantino^{1,2}, Ida Cariatì³

¹ Dipartimento di Scienze Cliniche e Medicina Traslazionale, Università degli Studi di Roma "Tor Vergata"; ² Dipartimento di Ortopedia e Traumatologia, Fondazione "Policlinico Tor Vergata"; ³ Dipartimento di Medicina dei Sistemi, Università degli Studi di Roma "Tor Vergata"

Riassunto

La vitamina D è essenziale per l'assorbimento intestinale di calcio e fosfato, oltre che per il mantenimento di una buona performance muscolare e di un'ottimale funzione immunitaria. Infatti, valori costantemente bassi di vitamina D compromettono la mineralizzazione dello scheletro e aumentano il rischio di fratture ossee. Tra queste, le fratture da stress, causate da sollecitazioni meccaniche ripetute, sono state associate a carenza di vitamina D e rappresentano un problema comune tra atleti e militari. La correzione e il mantenimento di adeguati livelli di vitamina D, insieme all'ottimizzazione dei livelli di calcio, rappresentano una delle strategie più efficaci per rafforzare lo scheletro e, di conseguenza, prevenire il rischio di fratture. Pertanto, questa revisione offre una panoramica sui meccanismi attraverso cui la vitamina D influisce sulla salute ossea e sul recupero post-traumatico, fornendo una base solida per future ricerche e interventi clinici.

INTRODUZIONE

La vitamina D è un nutriente essenziale che svolge un ruolo cruciale nel mantenimento della salute ossea. La sua importanza è ben documentata non solo per la prevenzione di malattie ossee, ma anche per il suo ruolo nella modulazione del sistema immunitario, nella contrazione muscolare e nella prevenzione di malattie croniche. Tuttavia, la carenza di vitamina D è un problema diffuso a livello globale, influenzato da vari fattori, tra cui la stagionalità, la latitudine, l'obesità, la malnutrizione, nonché l'infiammazione acuta e l'infezione che possono ridurre i livelli sierici di vitamina D¹.

La carenza di vitamina D è stata associata a una maggiore incidenza di fratture ossee, tra cui le fratture da stress, causate da carichi ripetuti e stress meccanici, che sono comuni tra atleti, militari e individui che praticano attività fisica intensa. La capacità dell'osso di riparare questi microdanni dipende in gran parte dalla disponibilità di nutrienti essenziali, tra cui la vitamina D. Numerose evidenze suggeriscono che una carenza di vitamina D possa compromettere la mineralizzazione ossea, aumentando la suscettibilità alle fratture

da stress. Inoltre, il recupero post-traumatico da fratture da stress è un processo complesso che richiede un adeguato supporto nutrizionale per garantire una guarigione efficace. La vitamina D gioca un ruolo fondamentale nella rigenerazione ossea e nella guarigione delle fratture, accelerando il processo di recupero, migliorando la qualità del callo osseo e riducendo i tempi di immobilizzazione².

In un contesto in cui la prevalenza della carenza di vitamina D è in aumento, è fondamentale comprenderne appieno le implicazioni sulla salute ossea e identificare le migliori pratiche per la sua gestione. Pertanto, la nostra revisione si propone di esplorare il ruolo della vitamina D nella prevenzione delle fratture da stress e nel recupero post-traumatico, analizzando l'associazione tra carenza di vitamina D e aumentata incidenza di fratture, nonché i benefici della sua supplementazione nel processo di guarigione.

RUOLO DELLA VITAMINA D NELLA SALUTE DELLE OSSA

La vitamina D è una vitamina liposolubile cruciale per la regolazione del metabolismo del calcio e del fosforo. La vitamina D può essere

Corrispondenza

Umberto Tarantino

umberto.tarantino@uniroma2.it

Conflitto di interessi

Gli Autori dichiarano nessun conflitto di interessi.

How to cite this article: Tarantino U, Cariatì I. Carenza di vitamina D, fratture da stress e recupero post-traumatico. *Vitamin D – Updates* 2024;7(3):40-43. <https://doi.org/10.30455/2611-2876-2024-5>

© Copyright by Pacini Editore srl



Open Access

L'articolo è open access e divulgato sulla base della licenza CC-BY-NC-ND (Creative Commons Attribuzione – Non commerciale – Non opere derivate 4.0 Internazionale). L'articolo può essere usato indicando la menzione di paternità adeguata e la licenza; solo a scopi non commerciali; solo in originale. Per ulteriori informazioni: <https://creativecommons.org/licenses/by-nc-nd/4.0/deed.it>

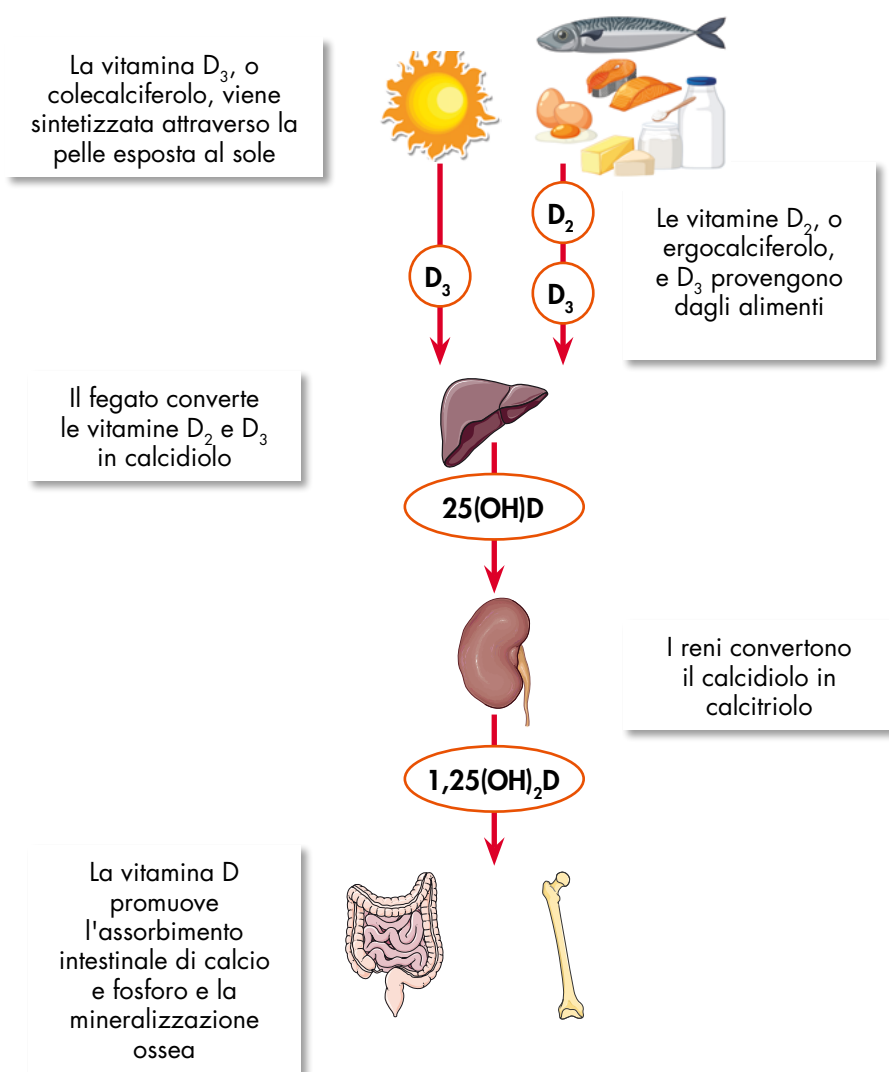


FIGURA 1.
Sintesi e metabolismo della vitamina D.

ottenuta attraverso l'esposizione al sole, che induce la sintesi cutanea della vitamina D₃ o coleciferolo, e tramite l'assunzione di cibi e integratori contenenti vitamina D₂ o ergocalciferolo, e vitamina D₃. Nell'organismo, la vitamina D viene convertita nel fegato in 25-idrossivitamina D [25(OH)D] o calcidiolo, la principale forma circolante. Nei reni la 25(OH)D viene convertita nella sua forma attiva, la 1,25-diidrossivitamina D [1,25(OH)₂D], nota come calcitriolo, la quale agisce su specifici recettori presenti in vari tessuti, contribuendo al mantenimento dell'omeostasi³ (Fig. 1).

Numerosi studi hanno dimostrato che livelli adeguati di vitamina D sono associati a una maggiore densità minerale ossea, indicatore chiave della forza e della resistenza delle

ossa. Questa, infatti, promuove l'assorbimento intestinale del calcio e del fosforo, necessari per la mineralizzazione della matrice ossea. Tuttavia, in condizioni di carenza di vitamina D, l'assorbimento del calcio è inefficiente, causando ipocalcemia. Tale condizione stimola la secrezione di paratormone (PTH), che mobilita il calcio dalle ossa per mantenere i livelli sierici di calcio, causando demineralizzazione ossea e aumentando il rischio di fratture⁴.

La vitamina D aumenta l'espressione delle proteine leganti il calcio nell'intestino, facilitando il trasporto trans-cellulare del calcio nel flusso sanguigno. Inoltre, agisce direttamente sulle cellule ossee, stimolando l'attività degli osteoblasti e riducendo l'attività degli osteoclasti. Tali azioni sono associate

alla presenza del recettore della vitamina D (VDR), un recettore nucleare che, legandosi al calcitriolo, regola l'espressione dei geni coinvolti nel metabolismo del calcio, nella crescita cellulare e nella funzione immunitaria. Infatti, la disfunzione del VDR può alterare l'omeostasi tissutale, contribuendo all'insorgenza di disordini muscolo-scheletrici, tra cui osteoporosi e sarcopenia⁵. Inoltre, una grave carenza di vitamina D può causare, nei bambini, rachitismo, una condizione caratterizzata da difetti nella mineralizzazione ossea che porta a deformità scheletriche, mentre negli adulti può provocare osteomalacia, condizione in cui la mineralizzazione dell'osso neoformato è inadeguata, causando debolezza muscolare e dolore osseo diffuso⁶.

Numerosi studi epidemiologici e clinici supportano il ruolo della vitamina D nella prevenzione delle fratture. In particolare, una meta-analisi di studi clinici randomizzati ha dimostrato che la supplementazione di vitamina D, soprattutto se combinata con il calcio, riduce significativamente il rischio di fratture negli anziani con carenze di vitamina D⁷. Un altro studio ha evidenziato che pazienti con fratture da stress presentavano frequentemente livelli insufficienti di vitamina D, suggerendo che una corretta integrazione potrebbe prevenire tali lesioni⁸. Nel complesso, tali evidenze confermano il ruolo della vitamina D nel mantenimento di un'ottimale massa ossea e suggeriscono la necessità di monitorare e mantenere livelli adeguati di vitamina D, soprattutto nei soggetti a rischio, attraverso un'adeguata esposizione al sole, una dieta equilibrata e, se necessario, l'utilizzo di vitamina D.

FRATTURE DA STRESS E RECUPERO POST-TRAUMATICO: IL RUOLO DELLA VITAMINA D

Le fratture da stress sono lesioni causate da microtraumi ripetuti che superano la capacità di riparazione del tessuto osseo. La carenza di vitamina D è un fattore di rischio significativo per lo sviluppo di queste fratture, poiché tale vitamina è cruciale per la salute e l'adattamento delle ossa agli stress meccanici. Questo tipo di frattura è comune negli arti inferiori, dove le ossa sopportano il peso del corpo e gli impatti ripetuti durante attività come corsa e salti⁹.

Diversi studi hanno evidenziato che individui con bassi livelli di vitamina D presentano un rischio maggiore di fratture da stress, specialmente tra atleti, in quanto esposti a

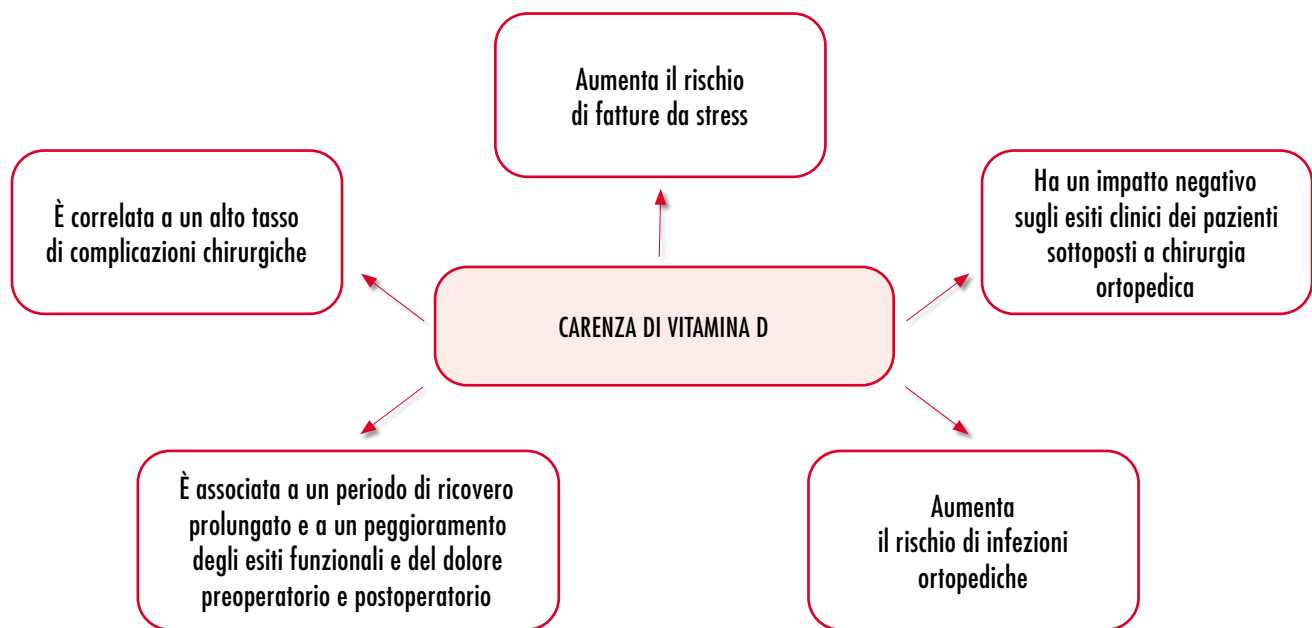


FIGURA 2.
Carenza di vitamina D: conseguenze in ambito ortopedico.

carichi ripetuti, e militari, sottoposti ad attività fisiche intense. In particolare, è stato dimostrato che cambiamenti nel protocollo di allenamento, nell'attrezzatura utilizzata o nell'inizio di un nuovo sport, soprattutto negli atleti non professionisti, sono cause frequenti di lesioni da stress, suggerendo l'importanza della supplementazione di vitamina D durante periodi di intenso allenamento o servizio ¹⁰.

Anche il recupero post-traumatico da fratture ossee è un processo complesso che richiede un adeguato supporto nutrizionale per garantire una guarigione efficace. In questo contesto, la vitamina D svolge un ruolo cruciale grazie alla sua capacità di modulare l'attività degli osteoblasti e degli osteoclasti, assicurando un equilibrio dinamico essenziale per la riparazione ossea. Diverse evidenze hanno dimostrato che livelli adeguati di vitamina D accelerano la formazione del callo osseo e migliorano la qualità della rigenerazione ossea ¹¹. Pertanto, una carenza di vitamina D può compromettere significativamente il processo di guarigione delle fratture, causando una scarsa formazione del callo osseo, prolungando i tempi di guarigione e aumentando il rischio di complicanze, come la *non union* (Fig. 2). A tal riguardo, pazienti fratturati con carenza di vitamina D mostrano una guarigione più rapida e una migliore qualità del callo

osseo se ricevono una supplementazione di vitamina D rispetto ai soggetti carenti ¹². Un altro studio ha evidenziato che pazienti con fratture del femore trattati con vitamina D e calcio avevano tempi di guarigione significativamente ridotti rispetto al gruppo di controllo non sottoposto a supplementazione ¹³. Pertanto, l'azione fisiologica della vitamina D è un elemento chiave nel processo di guarigione post-traumatico, essenziale sia nella fase infiammatoria, grazie alle sue proprietà immunomodulanti, sia per la formazione, mineralizzazione e rimodellamento del callo osseo.

PREVENZIONE E GESTIONE DELLA CARENZA DI VITAMINA D

La prevenzione e la gestione della carenza di vitamina D sono fondamentali per mantenere la salute ossea e prevenire conseguenze come le fratture da stress. In questo contesto, la sintesi cutanea della vitamina D tramite l'esposizione alla luce solare è la fonte principale di vitamina D per molte persone. È consigliabile esporsi al sole per circa 15-30 minuti al giorno, sebbene fattori come la latitudine, la stagione e la pigmentazione della pelle possano influenzare la quantità di vitamina D prodotta. Inoltre, una dieta ricca di alimenti contenenti vitamina D è essenziale. Alcune buone fonti di vitamina D includono pesce, come salmone, sgombrò

e tonno, olio di fegato di merluzzo, tuorli d'uovo, fegato di manzo e alimenti fortificati come latte, succo d'arancia e cereali. Integrare questi alimenti nella dieta quotidiana può aiutare a mantenere livelli adeguati di vitamina D ¹⁴. Ciononostante, in molti casi, l'integrazione di vitamina D è necessaria, soprattutto per le persone a rischio di carenza, come gli anziani, gli individui con esposizione limitata al sole e quelli con problemi di assorbimento. In questi soggetti, il monitoraggio regolare dei livelli di calcidolo nel sangue è importante per controllare e gestire i livelli di vitamina D. Gli esami del sangue possono aiutare a determinare se le dosi di integrazione sono adeguate o se sono necessari aggiustamenti. Nel complesso, la prevenzione della carenza di vitamina D e la sua adeguata integrazione richiedono un approccio multifattoriale che deve includere esposizione al sole, dieta equilibrata e, quando necessario, la supplementazione ¹⁵.

CONCLUSIONI

La vitamina D è essenziale per la salute ossea, prevenendo fratture da stress e migliorando il recupero post-traumatico. Questo è particolarmente vero per i soggetti a rischio di fratture da stress, come gli atleti e i militari, la cui attività fisica intensa sottopone il tessuto osseo a sollecitazioni continue e

sovraccarichi che potrebbero favorire lo sviluppo di microdanni e, di conseguenza, le fratture da stress. Una carenza di tale vitamina compromette la mineralizzazione ossea e prolunga i tempi di guarigione. Al fine di prevenire e gestire questa carenza, si raccomanda un'adeguata esposizione al sole, una dieta ricca di vitamina D e, se necessario, integrazioni. Per gli individui a rischio di carenza, il monitoraggio regolare dei livelli di vitamina D è fondamentale per mantenere la salute delle ossa e ridurre il rischio di fratture da stress.

Bibliografia

- 1 Skalny AV, Aschner M, Tsatsakis A, et al. Role of vitamins beyond vitamin D₃ in bone health and osteoporosis. *Int J Mol Med* 2024;53:9. <https://doi.org/10.3892/ijmm.2023.5333>
- 2 Chevalley T, Brandi ML, Cavalier E, et al. How can the orthopedic surgeon ensure optimal vitamin D status in patients operated for an osteoporotic fracture? *Osteoporos Int* 2021;32:1921-1935. <https://doi.org/10.1007/s00198-021-05957-9>
- 3 Saponaro F, Saba A, Zucchi R. An update on vitamin D metabolism. *Int J Mol Sci* 2020;21:6573. <https://doi.org/10.3390/ijms21186573>
- 4 Gasperini B, Visconti W, Ciccacci C, et al. Role of the vitamin D receptor (VDR) in the pathogenesis of osteoporosis: a genetic, epigenetic and molecular pilot study. *Genes (Basel)* 2023;14:542. <https://doi.org/10.3390/genes14030542>
- 5 Scimeca M, Centofanti F, Celi M, et al. Vitamin D receptor in muscle atrophy of elderly patients: a key element of osteoporosis-sarcopenia connection. *Aging Dis* 2018;9:952-964. <https://doi.org/10.14336/AD.2018.0215>
- 6 Gasperini B, Falvino A, Piccirilli E, et al. Methylation of the vitamin D receptor gene in human disorders. *Int J Mol Sci* 2023;25:107. <https://doi.org/10.3390/ijms25010107>
- 7 Tan L, He R, Zheng X. Effect of vitamin D, calcium, or combined supplementation on fall prevention: a systematic review and updated network meta-analysis. *BMC Geriatr*. 2024 May 2;24:390. <https://doi.org/10.1186/s12877-024-05009-x>
- 8 Millward D, Root AD, Dubois J, et al. Association of serum vitamin D levels and stress fractures in collegiate athletes. *Orthop J Sports Med* 2020;8:2325967120966967. <https://doi.org/10.1177/2325967120966967>
- 9 Knechtle B, Jastrzębski Z, Hill L, et al. Vitamin D and stress fractures in sport: preventive and therapeutic measures—a narrative review. *Medicina (Kaunas)* 2021;57:223. <https://doi.org/10.3390/medicina57030223>
- 10 Tarantino U, Greggi C, Cariati I, et al. Reviewing bone marrow edema in athletes: a difficult diagnostic and clinical approach. *Medicina (Kaunas)* 2021;57:1143. <https://doi.org/10.3390/medicina57111143>
- 11 Fischer V, Haffner-Luntzer M, Amling M, et al. Calcium and vitamin D in bone fracture healing and post-traumatic bone turnover. *Eur Cell Mater* 2018;35:365-385. <https://doi.org/10.22203/eCM.v035a25>
- 12 Nino S, Soin SP, Avilucea FR. Vitamin D and metabolic supplementation in orthopedic trauma. *Orthop Clin North Am* 2019;50:171-179. <https://doi.org/10.1016/j.ocl.2018.12.001>
- 13 Gatt T, Grech A, Arshad H. The effect of vitamin D supplementation for bone healing in fracture patients: a systematic review. *Adv Orthop* 2023;2023:6236045. <https://doi.org/10.1155/2023/6236045>
- 14 Artaza-Artabe I, Sáez-López P, Sánchez-Hernández N, et al. The relationship between nutrition and frailty: Effects of protein intake, nutritional supplementation, vitamin D and exercise on muscle metabolism in the elderly. A systematic review. *Maturitas* 2016;93:89-99. <https://doi.org/10.1016/j.maturitas.2016.04.009>
- 15 Erdmann J, Wiciński M, Szyperski P, et al. Vitamin D supplementation and its impact on different types of bone fractures. *Nutrients* 2022;15:103. <https://doi.org/10.3390/nu15010103>

Livelli circolanti di vitamina D e rischio di insorgenza di diabete mellito tipo 2: c'è un legame?

VITAMIN D

UpDates

2024;7(3):44-46

<https://doi.org/10.30455/2611-2876-2024-6>

Giovanni Targher

Malattie Metaboliche, IRCCS Ospedale Sacro Cuore – Don Calabria, Negrar di Valpolicella (VR); Dipartimento di Medicina, Università di Verona

Il diabete mellito colpisce oltre 500 milioni di persone nel mondo e la sua prevalenza, specialmente del diabete tipo 2, è in costante aumento negli ultimi decenni (con un incremento globale stimato di circa il 50% nel 2045). A livello globale, i decessi dovuti al diabete e alle sue complicanze croniche nel 2019 sono stati stimati attorno a 6 milioni.¹ L'alterata glicemia a digiuno e la ridotta tolleranza glucidica descrivono delle condizioni di prediabete. Queste due condizioni, singolarmente e in combinazione fra loro, sono anch'esse assai frequenti a livello mondiale (colpendo circa il 7-10% della popolazione globale) e rappresentano non solo fattori di rischio per lo sviluppo del diabete mellito tipo 2, ma anche dei fattori di rischio associati allo sviluppo di complicanze vascolari e renali a lungo termine¹. In assenza di strategie terapeutiche efficaci (che sono principalmente basate sulle modifiche dello stile di vita), circa il 5-10% della popolazione con prediabete ogni anno progredisce a diabete tipo 2 conclamato.

La carenza/insufficienza di vitamina D è stata associata alla coesistenza di molteplici patologie croniche extra-scheletriche [tra cui obesità, malattia cardiovascolare, alcune forme di neoplasia, diabete ed epatopatia steatosica non alcolica (NAFLD)], suggerendo la possibilità che la vitamina D possa svolgere molteplici e benefici effetti pleiotropici a livello extra-scheletrico, grazie alla distribuzione ubiquitaria del suo specifico recettore²⁻⁴. La vitamina D, infatti, ha recettori intranucleari che sono espressi su molte cellule e tessuti, incluse le beta cellule pancreatiche, e sembra svolgere, pertanto, un ruolo nell'omeostasi glucidica^{2,5,6}. Studi osservazionali hanno dimostrato l'esistenza di una associazione tra bassi livelli sierici di vitamina D e la presenza di diabete tipo 2. Sebbene alcuni studi di intervento abbiano suggerito che la supplementazione con vitamina D possa esercitare

un potenziale effetto benefico sul controllo glicemico e sul grado di resistenza insulinica, lavori su ampia scala e alcune metanalisi di trial clinici randomizzati hanno riportato dei dati contrastanti⁷. Per esempio, nel trial clinico randomizzato D2d, che arruolava circa 2.400 soggetti adulti con prediabete senza tener conto del loro stato vitaminico basale, la supplementazione orale con vitamina D₃ per 24 mesi non riduceva il rischio di sviluppare diabete rispetto al placebo⁸. Al contrario, una recente meta-analisi di 4.190 partecipanti, che includeva dati individuali di tre ampi trial clinici randomizzati (incluso anche il trial D2d), ha dimostrato come la supplementazione con vitamina D in soggetti con prediabete (in particolare, nei soggetti che mantenevano valori circolanti di 25(OH)D \geq 125 nmol/L [\geq 50 ng/mL] durante il trial rispetto a quelli con valori di 25(OH)D compresi tra 50 e 74 nmol/L) è risultata efficace nel ridurre il rischio di circa il 15% di sviluppare diabete tipo 2 nel corso di ~3 anni di trattamento⁹. Tuttavia, tale osservazione non è necessariamente traslabile anche alla popolazione generale adulta con normale glicemia a digiuno. In particolare, esistono attualmente in letteratura pochi studi epidemiologici condotti nella popolazione generale adulta, che abbiano valutato il rischio di insorgenza di diabete mellito tipo 2 all'interno dell'intero spettro di tolleranza glucidica (cioè in presenza di normoglicemia e forme di prediabete, che includono alterata glicemia a digiuno e ridotta tolleranza ai carboidrati). Inoltre, non è ancora del tutto chiaro se varianti genetiche del recettore della vitamina D (VDR), che è espresso in molteplici tessuti, siano in grado di modulare l'associazione tra stato vitaminico D e rischio a lungo termine di sviluppare diabete.

Un recente studio prospettico di coorte, che è stato pubblicato ad aprile 2024 sul *Journal of Clinical Endocrinology & Metabolism* da Fu et al.¹⁰, ha cercato di rispondere a

Corrispondenza

Giovanni Targher

giovanni.targher@univr.it

Conflitto di interessi

L'Autore dichiara nessun conflitto di interessi.

How to cite this article: Targher G. Livelli circolanti di vitamina D e rischio di insorgenza di diabete mellito tipo 2: c'è un legame?. *Vitamin D – Updates* 2024;7(3):44-46. <https://doi.org/10.30455/2611-2876-2024-6>

© Copyright by Pacini Editore srl



Open Access

L'articolo è open access e divulgato sulla base della licenza CC-BY-NC-ND (Creative Commons Attribuzione – Non commerciale – Non opere derivate 4.0 Internazionale). L'articolo può essere usato indicando la menzione di paternità adeguata e la licenza; solo a scopi non commerciali; solo in originale. Per ulteriori informazioni: <https://creativecommons.org/licenses/by-nc-nd/4.0/deed.it>

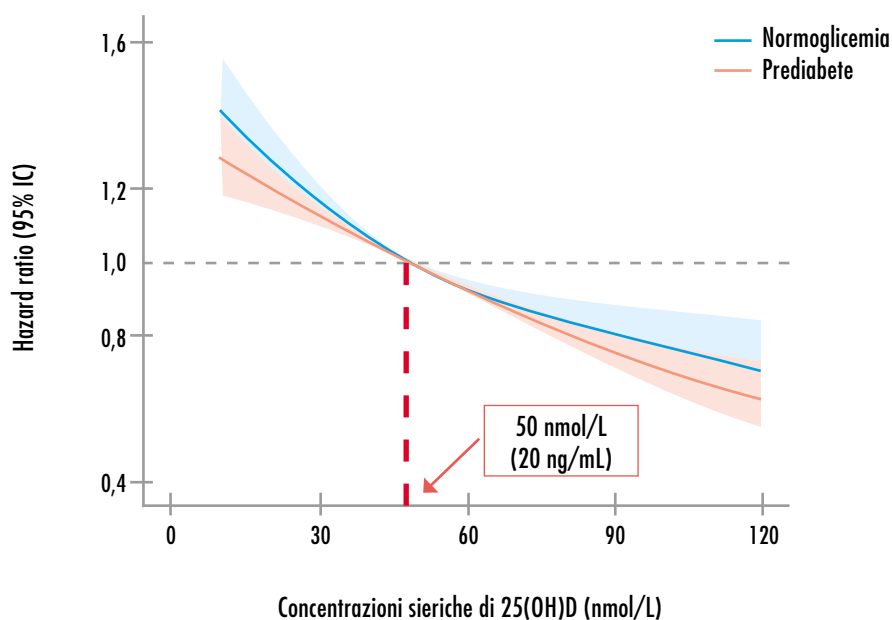


FIGURA 1.

Relazione tipo dose-risposta tra livelli circolanti di 25(OH)D e rischio di sviluppare diabete mellito tipo 2 durante il follow-up (mediana di circa 14 anni) in soggetti con normale tolleranza glucidica e soggetti con prediabete al baseline. In entrambi i gruppi di soggetti, il rischio di diabete si riduceva progressivamente nei soggetti che avevano valori di 25(OH)D ≥ 50 nmol/L (≥ 20 ng/mL) al baseline. Sull'asse y, i dati sono espressi come hazard ratio e intervallo di confidenza al 95% (95% IC, rappresentato come aree ombreggiate in blu e rosso) dopo aggiustamento statistico per le possibili variabili confondenti (tratta da Fu et al., 2024, mod.)¹⁰.

questi quesiti. Per fare questo, gli autori hanno utilizzato i dati di un ampio studio di coorte osservazionale, lo *UK Biobank database*, che ha reclutato oltre 500.000 soggetti britannici adulti di età compresa fra 40 e 69 anni nel periodo compreso fra 2006 e 2010. Dallo studio sono stati esclusi i soggetti che erano affetti da diabete al baseline (in base alla loro storia clinica e/o i livelli di HbA_{1c}) e quelli che non avevano dati riguardanti il dosaggio sierico della 25(OH)D e la misurazione di quattro specifici polimorfismi genetici del VDR (rs7975232 *Apal*; rs1544410 *BsmI*; rs2228570 *FokI*; rs731236 *TaqI*). Le informazioni riguardo alla diagnosi di diabete durante il periodo di follow-up sono state ottenute dall'analisi delle cartelle cliniche dei ricoveri ospedalieri e dai registri delle schede di morte.

Nello studio di Fu et al.¹⁰ sono stati pertanto complessivamente inclusi 379.699 individui adulti senza diabete al baseline (età media 56 anni, 54% donne); 86% di questi soggetti aveva una normale tolleranza glucidica (definita come HbA_{1c} < 5,7%), mentre il re-

stante 14% (n = 53.886) aveva prediabete al baseline (definito come HbA_{1c} compresa tra 5,7% e 6,5%). I partecipanti con normale tolleranza glucidica al baseline avevano una mediana di 25(OH)D di 48 nmol/L (IQR: 33,5-63,4 nmol/L), mentre quelli con prediabete avevano una mediana di 25(OH)D di 45 nmol/L (IQR: 30,9-60,3 nmol/L). Complessivamente, nell'intera coorte dello studio il 53,4% dei soggetti aveva valori circolanti di 25(OH)D < 50 nmol/L. Durante il follow-up dello studio (mediana di 14 anni), 6.315 (1,9%) soggetti normoglicemici e 9.085 (16,9%) soggetti con prediabete hanno sviluppato diabete mellito tipo 2.

Quando i partecipanti dello studio venivano suddivisi in base ai loro valori circolanti di 25(OH)D al baseline in accordo ai cutoff proposti dalla *Endocrine Society* [25(OH)D < 25, 25-49,9, 50-74,9 e ≥ 75 nmol/L], gli autori hanno osservato una significativa associazione tra livelli circolanti più elevati di 25(OH)D e rischio ridotto di sviluppare diabete tipo 2. In particolare, confrontati con i soggetti che avevano livelli di 25(OH)D < 25 nmol/L, i soggetti con normoglicemia

e valori di 25(OH)D ≥ 75 nmol/L al baseline avevano un rischio significativamente ridotto di sviluppare diabete tipo 2 (hazard ratio: 0,62, 95% IC: 0,56-0,70); analogamente, confrontati con i soggetti che avevano livelli di 25(OH)D < 25 nmol/L, i soggetti con prediabete e con valori di 25(OH)D ≥ 75 nmol/L al baseline avevano un rischio significativamente ridotto di sviluppare diabete (hazard ratio: 0,64, 95% IC: 0,58-0,70). Questi dati rimanevano significativi anche dopo aggiustamento statistico per sesso, età, razza, obesità, attività fisica, stato socioeconomico, uso di farmaci per dislipidemia ed ipertensione, uso di supplementi di vitamina D e molteplici altri possibili fattori confondenti. I risultati rimanevano significativi anche quando venivano esclusi dall'analisi statistica i casi di diabete che insorgevano nei primi 2 anni di follow-up dello studio. Gli autori hanno osservato che vi era una relazione inversa e lineare fra livelli di 25(OH)D e rischio di insorgenza di diabete nei soggetti con prediabete mentre tale relazione era significativa ma non lineare (ma polinomiale inversa) nei soggetti con normali valori di HbA_{1c} al baseline. Per ogni incremento di 10 nmol/L nei valori circolanti di 25(OH)D al baseline, vi era un decremento del rischio di insorgenza di diabete pari al 7%. Inoltre, sia nei soggetti con normale tolleranza glucidica che in quelli con prediabete al baseline, il rischio di sviluppare diabete nel corso del follow-up si riduceva progressivamente nei soggetti che avevano valori di 25(OH)D ≥ 50 nmol/L (Fig. 1). Gli autori hanno inoltre riportato la presenza di una significativa interazione statistica fra livelli di 25(OH)D e presenza di polimorfismi genetici del VDR nei soggetti con prediabete (ma non in quelli con normoglicemia al baseline); in tali soggetti l'effetto protettivo di elevati livelli di 25(OH)D sul rischio di sviluppare diabete era maggiore nei soggetti portatori dell'allele T (rs1544410) del gene *BsmI* (portatori di alleli TT: hazard ratio: 0,53, 95% IC: 0,38-0,73; alleli CT: hazard ratio: 0,65, 95% IC: 0,55-0,77; alleli CC: hazard ratio: 0,75, 95% IC: 0,61-0,91). Infine, in un'analisi statistica di mediazione, gli autori hanno inoltre dimostrato che i lipidi plasmatici, in particolare i livelli di trigliceridi plasmatici, mediano una parte rilevante dell'associazione esistente fra livelli di 25(OH)D e rischio di diabete incidente, sia nei soggetti con normale tolleranza glucidica (26%) che in quelli con prediabete (34%) al baseline. In particolare, se un individuo aveva sia bassi

livelli di 25(OH)D che elevati livelli circolanti di trigliceridi il suo rischio di sviluppare diabete durante il follow-up era molto più elevato rispetto ai soggetti che avevano solo una alterazione isolata ¹⁰.

I principali punti di forza di questo studio di coorte sono il suo disegno prospettico, l'ampia numerosità del campione esaminato (circa 380.000 soggetti), la lunghezza del follow-up (mediana di circa 14 anni), l'aggiustamento statistico per comuni fattori di rischio e molteplici fattori confondenti. Tra i principali limiti dello studio vanno senz'altro menzionati il disegno osservazionale dello studio (infatti, è bene ricordare che questo non è uno studio di supplementazione/intervento farmacologico con vitamina D e, quindi, la presenza di una associazione significativa fra 25(OH)D e rischio di diabete non vuole dire automaticamente che esista una causalità!), la mancanza di misurazioni seriate dei livelli circolanti di 25(OH)D, l'inclusione di soggetti britannici di età compresa fra 40 e 69 anni e prevalentemente di razza caucasica, la mancanza di misurazione della glicemia a digiuno al baseline (essendo disponibili esclusivamente valori di HbA_{1c}) e il fatto che la diagnosi di diabete incidente durante il periodo di follow-up fosse basata sull'analisi delle cartelle cliniche dei ricoveri ospedalieri e dei registri delle schede di morte ¹⁰.

Pertanto, i risultati di questo studio di popolazione britannica (con soggetti di età compresa fra 40 e 69 anni) documentano come elevati livelli circolanti di 25(OH)D al baseline siano significativamente associati a un rischio ridotto di sviluppare diabete tipo 2 nel corso di un follow-up mediano di circa 14 anni, sia nei soggetti con normale tolleranza glucidica che in quelli con prediabete

al baseline. In questa coorte di soggetti, il livello sierico di vitamina D dove si iniziavano ad osservare dei possibili effetti protettivi sul rischio di sviluppare diabete tipo 2 era ≥ 50 nmol/L (≥ 20 ng/mL). Nei soggetti con prediabete, l'associazione fra elevati livelli di 25(OH)D e ridotto rischio di diabete era inoltre modificata dalla presenza di varianti genetiche del VDR (rs1544410) del gene *Bsm1*. Dai dati di questo studio, è possibile infine ipotizzare che il miglioramento del profilo lipidico (in particolare la riduzione dei livelli dei trigliceridi plasmatici) possa contribuire a spiegare almeno una parte dell'effetto protettivo dei livelli di 25(OH)D sul rischio di insorgenza del diabete mellito tipo 2 ¹⁰.

In conclusione, i risultati di questo ampio studio prospettico di coorte (che ha utilizzato l'UK Biobank database) forniscono un ulteriore e significativo supporto alla possibilità che adeguati livelli circolanti di vitamina D possano espletare dei benefici effetti sul rischio di sviluppare diabete mellito tipo 2 nella popolazione generale adulta.

Bibliografia

- ¹ Sun H, Saeedi P, Karuranga S, et al. IDF Diabetes Atlas: Global, regional and country-level diabetes prevalence estimates for 2021 and projections for 2045. *Diabetes Res Clin Pract* 2022;183:109119. <https://doi.org/10.1016/j.diabres.2021.109119>
- ² Marquina C, Mousa A, Scragg R, et al. Vitamin D and cardiometabolic disorders: a review of current evidence, genetic determinants and pathomechanisms. *Obes Rev* 2019;20:262-277. <https://doi.org/10.1111/obr.12793>

- ³ Targher G, Pichiri I, Lippi G. Vitamin D, thrombosis, and hemostasis: more than skin deep. *Semin Thromb Hemost* 2012;38:114-124. <https://doi.org/10.1055/s-0031-1300957>
- ⁴ Targher G, Scorletti E, Mantovani A, et al. Nonalcoholic fatty liver disease and reduced serum vitamin D₃ levels. *Metab Syndr Relat Disord* 2013;11:217-228. <https://doi.org/10.1089/met.2013.0044>
- ⁵ Mitri J, Pittas AG. Vitamin D and diabetes. *Endocrinol Metab Clin North Am* 2014;43:205-232. <https://doi.org/10.1016/j.ecl.2013.09.010>
- ⁶ Grammatiki M, Rapti E, Karras S, et al. Vitamin D and diabetes mellitus: causal or casual association? *Rev Endocr Metab Disord* 2017;18:227-241. <https://doi.org/10.1007/s11154-016-9403-y>
- ⁷ Maddaloni E, Cavallari I, Napoli N, et al. Vitamin D and diabetes mellitus. *Front Horm Res* 2018;50:161-176. <https://doi.org/10.1159/000486083>
- ⁸ Pittas AG, Dawson-Hughes B, Sheehan P, et al. Vitamin D supplementation and prevention of type 2 diabetes. *N Engl J Med* 2019;381:520-530. <https://doi.org/10.1056/NEJMoa1900906>
- ⁹ Pittas AG, Kawahara T, Jorde R, et al. Vitamin D and risk for type 2 diabetes in people with prediabetes: a systematic review and meta-analysis of individual participant data from 3 randomized clinical trials. *Ann Intern Med* 2023;176:355-363. <https://doi.org/10.7326/M22-3018>
- ¹⁰ Fu Y, Lu M, Zhang K, et al. Vitamin D status, vitamin D receptor polymorphisms, and risk of type 2 diabetes: a prospective cohort study. *J Clin Endocrinol Metab* 2024 Apr 4:dgae221. <https://doi.org/10.1210/clinem/dgae221>

CARDIOLOGIA

- Aleksova A, Janjusevic M, Zhou XNO, et al. Persistence of vitamin D deficiency among Italian patients with acute myocardial infarction. *Nutr Metab Cardiovasc Dis.* 2024 May;34(5):1283-1294. <https://doi.org/10.1016/j.numecd.2024.02.007>. Epub 2024 Feb 22. PMID: 38494368
- Amaro-Gahete FJ, Vázquez-Lorente H, Jurado-Fasoli L, et al. Low vitamin D levels are linked with increased cardiovascular disease risk in young adults: a sub-study and secondary analyses from the ACTIBATE randomized controlled trial. *J Endocrinol Invest.* 2024 Jul;47(7):1645-1656. <https://doi.org/10.1007/s40618-023-02272-4>. Epub 2024 Jan 4. PMID: 38172418
- Arabi A, Nasrallah D, Mohsen S, et al. Association between Serum Vitamin D Status and Circadian Syndrome: A Cross-Sectional Study. *Nutrients.* 2024 Jul 2;16(13):2111. <https://doi.org/10.3390/nu16132111>. PMID: 38999859
- Aydemir D, Salman N, Kerimzade U, et al. The impact of the vitamin D and resveratrol administration on the stiffness and elasticity of T2DM rat aorta associated with the trace element and mineral levels. *J Trace Elem Med Biol.* 2024 Jul 10;86:127497. <https://doi.org/10.1016/j.jtemb.2024.127497>. Online ahead of print. PMID: 39033582
- Baig M, Alghalayini KW, Gazzaz ZJ, et al. Serum Vitamin D and Vaspin Levels Among Patients with Acute Myocardial Infarction and Their Association with Risk Factors. *Int J Gen Med.* 2024 Jul 2;17:2907-2917. <https://doi.org/10.2147/IJGM.S466665>. eCollection 2024. PMID: 38974138
- Bakkar NAA, Bakr AY, Alhusseini AH, et al. The relationship between serum 25-hydroxy vitamin D status and hypertension in Syrian population: retrospective cohort study. *Ann Med Surg (Lond).* 2024 Mar 25;86(6):3222-3226. <https://doi.org/10.1097/MS9.0000000000001989>. eCollection 2024 Jun. PMID: 38846846
- Brandi ML, Marini F, Parri S, et al. Association of vitamin D and bisphenol A levels with cardiovascular risk in an elderly Italian population: results from the InCHIANTI study. *Geroscience.* 2024 Jun 5. <https://doi.org/10.1007/s11357-024-01193-1>. Online ahead of print. PMID: 38837025
- da Cunha CLP. Vitamin D and the Cardiovascular System. *Arq Bras Cardiol.* 2024 Jun 17;121(5):e20240189. <https://doi.org/10.36660/abc.20240189>. eCollection 2024. PMID: 38896587
- Expression of Concern: Non-linear Mendelian randomization analyses support a role for vitamin D deficiency in cardiovascular disease risk. *Eur Heart J.* 2024 Jul 9;45(26):2305. <https://doi.org/10.1093/eurheartj/ehae282>. PMID: 38820075
- Fliri A, Kajiji S. Effects of vitamin D signaling in cardiovascular disease: centrality of macrophage polarization. *Front Cardiovasc Med.* 2024 Jun 25;11:1388025. <https://doi.org/10.3389/fcvm.2024.1388025>. eCollection 2024. PMID: 38984353
- Herrmann M, Keppel MH, Zelzer S, et al. The role of functional vitamin D deficiency and low vitamin D reservoirs in relation to cardiovascular health and mortality. *Clin Chem Lab Med.* 2024 Jun 19. <https://doi.org/10.1515/cclm-2024-0391>. Online ahead of print. PMID: 38890759
- Iqhrammullah M, Gusti N, Andika FF, et al. Association of serum vitamin D and the risk of cardiovascular diseases among diabetic patients: A systematic review and meta-analysis. *Clin Nutr ESPEN.* 2024 Aug;62:66-75. <https://doi.org/10.1016/j.clnesp.2024.04.018>. Epub 2024 May 15. PMID: 38901950
- Jiang L, Sun YQ, Denos M, et al. Serum vitamin D, blood pressure and hypertension risk in the HUNT study using observational and Mendelian randomization approaches. *Sci Rep.* 2024 Jun 21;14(1):14312. <https://doi.org/10.1038/s41598-024-64649-6>. PMID: 38906907
- Khasawneh RR, Al-Soudi HS, Abu-El-Rub E, et al. The potential protective role of vitamin D and calcium supplements in reducing cardiovascular disease risk among elderly patients with osteopenia. *Ir J Med Sci.* 2024 May 14. <https://doi.org/10.1007/s11845->

© Copyright by Pacini Editore srl



OPEN ACCESS

L'articolo è open access e divulgato sulla base della licenza CC-BY-NC-ND (Creative Commons Attribuzione – Non commerciale – Non opere derivate 4.0 Internazionale). L'articolo può essere usato indicando la menzione di paternità adeguata e la licenza; solo a scopi non commerciali; solo in originale. Per ulteriori informazioni: <https://creativecommons.org/licenses/by-nc-nd/4.0/deed.it>

- 024-03709-2. Online ahead of print. PMID: 38740674
- Kocaman N. Evaluating the therapeutic effect of vitamin D and nerolidol on lung injury due to experimental myocardial infarction: The potential role of aspirin and spexin. *Tissue Cell.* 2024 Jun 20;89:102444. <https://doi.org/10.1016/j.tice.2024.102444>. Online ahead of print. PMID: 38945090
 - Lee MJ, Jung H, Shin SD, et al. Vitamin D deficiency as a risk factor for sudden cardiac arrest: A multicenter case-control study. *Nutr Metab Cardiovasc Dis.* 2024 May 10:S0939-4753(24)00175-3. <https://doi.org/10.1016/j.numecd.2024.05.007>. Online ahead of print. PMID: 38866622
 - Meena D, Dib MJ, Huang J, et al. Associations of genetically predicted vitamin D status and deficiency with the risk of carotid artery plaque: a Mendelian randomization study. *Sci Rep.* 2024 Jun 26;14(1):14743. <https://doi.org/10.1038/s41598-024-64731-z>. PMID: 38926411
 - Nakajima Y. The Importance of Preventing Vitamin D Deficiency. *J Atheroscler Thromb.* 2024 May 1;31(5):520-521. <https://doi.org/10.5551/jat.ED257>. Epub 2024 Feb 21. PMID: 38382994
 - Riaz A, Kalsoom S, Hamza M, et al. Letter to editor: The relationship between vitamin D status and cardiovascular diseases. *Curr Probl Cardiol.* 2024 May;49(5):102511. <https://doi.org/10.1016/j.cpcardiol.2024.102511>. Epub 2024 Feb 29. PMID: 38431147
 - Sparling J, Ketigian L, Qu JZ, et al. Investigation of total 25-hydroxy vitamin D concentrations and postoperative delirium after major cardiac surgery. *Br J Anaesth.* 2024 Jun;132(6):1327-1329. <https://doi.org/10.1016/j.bja.2024.02.026>. Epub 2024 Mar 28. PMID: 38553312
 - Vakkalagadda NP, Narayana SH, Sree GS, et al. Vitamin D and hypertension: Is there any significant relation? *Chronic Dis Transl Med.* 2023 Jun 14;10(2):156-158. <https://doi.org/10.1002/cdt3.83>. eCollection 2024 Jun. PMID: 38872764
 - Wang D, Sun Z, Yin Y, et al. Vitamin D and Atherosclerosis: Unraveling the Impact on Macrophage Function. *Mol Nutr Food Res.* 2024 Jun 12:e2300867. <https://doi.org/10.1002/mnfr.202300867>. Online ahead of print. PMID: 38864846
 - Wu T, Lin Z, Wang C, et al. Correlation between vitamin D levels and blood pressure in elderly hypertensive patients with osteoporosis. *Front Med (Lausanne).* 2024 May 21;11:1396254. <https://doi.org/10.3389/fmed.2024.1396254>. eCollection 2024. PMID: 38835803
 - Zupcic A, Latic N, Oubounyt M, et al. Ablation of Vitamin D Signaling in Cardiomyocytes Leads to Functional Impairment and Stimulation of Pro-Inflammatory and Pro-Fibrotic Gene Regulatory Networks in a Left Ventricular Hypertrophy Model in Mice. *Int J Mol Sci.* 2024 May 29;25(11):5929. <https://doi.org/10.3390/ijms25115929>. PMID: 38892126
 - Fatima A, Kumar S, Samiullah F. Letter to the Editor: The role of vitamin D in the prevention and treatment of SARS-CoV-2 infection: A meta-analysis of randomized controlled trials. *Clin Nutr.* 2024 Jun;43(6):1663-1664. <https://doi.org/10.1016/j.clnu.2024.02.028>. Epub 2024 Feb 28. PMID: 38431492
 - Giatraki V, Galanakis E, Perdikogianni C. Role of Vitamin D and Vitamin D Polymorphisms in COVID-19 Risk and Severity in Children: A Systematic Review. *Cureus.* 2024 May 29;16(5):e61326. <https://doi.org/10.7759/cureus.61326>. eCollection 2024 May. PMID: 38947671
 - Hollabaugh WL, Hymel A, Pennings JS, et al. Vitamin D Status and Cardiovascular Disease in College Athletes After SARS-CoV-2 Infection. *Clin J Sport Med.* 2024 Jul 9. <https://doi.org/10.1097/JSM.0000000000001253>. Online ahead of print. PMID: 38980665
 - Jiang H, Chi X, Sun Y, et al. Vitamin D Binding Protein: A Potential Factor in Geriatric COVID-19 Acute Lung Injury. *J Inflamm Res.* 2024 Jul 8;17:4419-4429. <https://doi.org/10.2147/JIR.S470097>. eCollection 2024. PMID: 39006499
 - Jun JS, Kim DJ, Kim SC, et al. Mediation Effect of Social Distancing on Neonatal Vitamin D Status and Related Clinical Outcomes during the Coronavirus Disease-19 Pandemic. *Nutrients.* 2024 Jun 13;16(12):1858. <https://doi.org/10.3390/nu16121858>. PMID: 38931213
 - Karonova TL, Mikhaylova AA, Golovatyuk KA, et al. Vitamin D Metabolism Parameters and Cytokine Profile in COVID-19 Patients with Bolus Cholecalciferol Supplementation. *Diagnostics (Basel).* 2024 Jul 2;14(13):1408. <https://doi.org/10.3390/diagnostics14131408>. PMID: 39001298
 - Khalil B, Sharif-Askari NS, Hafezi S, et al. Vitamin D regulates COVID-19 associated severity by suppressing the NLRP3 inflammasome pathway. *PLoS One.* 2024 May 15;19(5):e0302818. <https://doi.org/10.1371/journal.pone.0302818>. eCollection 2024. PMID: 38748756
 - Mohammadifard N, Sadeghian L, Hassannejad R, et al. Comparing vitamin D receptor gene polymorphisms in rs11568820, rs7970314, rs4334089 between COVID-19 patients with mild and severe

CORONA VIRUS DISEASE

- AlKhuzaie AA, Jabbar EA, Albadry BJ. Electrolytes, Zinc and Vitamin D(3) in COVID-19 Patients with Cardiovascular Complications. *Vopr Virusol.* 2024 Jul 5;69(3):266-276. <https://doi.org/10.36233/0507-4088-236>. PMID: 38996375
- Daungsupawong H, Wiwaniitkit V. Active vitamin D analog and SARS-CoV-2 IgG after BNT162b2 vaccination in patients with hemodialysis: Correspondence. *Ther Apher Dial.* 2024 May 27. <https://doi.org/10.1111/1744-9987.14171>. Online ahead of print. PMID: 38803053
- di Filippo L, Terenzi U, Di lenno G, et al. Correction: Novel protective circulating miRNA are associated with preserved vitamin D levels in patients with mild COVID-19 presentation at hospital admission not progressing into severe disease. *Endocrine.* 2024 Jun 27. <https://doi.org/10.1007/s12020-024-03939-5>. Online ahead of print. PMID: 38937301
- di Filippo L, Terenzi U, Di lenno G, et al. Novel protective circulating miRNA are associated with preserved vitamin D levels in patients with mild COVID-19 presentation at hospital admission not progressing into severe disease. *Endocrine.* 2024 Jun 10. <https://doi.org/10.1007/s12020-024-03900-6>. Online ahead of print. PMID: 38856841
- Dong H, Hao Y, Gao P. Vitamin D level in COVID-19 patients has positive correlations with autophagy and negative correlations with disease severity. *Front Pharmacol.* 2024 May 9;15:1388348. <https://doi.org/10.3389/fphar.2024.1388348>. eCollection 2024. PMID: 38783947

- symptoms: a case control study. *Sci Rep.* 2024 May 3;14(1):10170. <https://doi.org/10.1038/s41598-024-57424-0>. PMID: 38702336
- Moura SS, de Menezes-Júnior LAA, Rocha AMS, et al. Vitamin D deficiency and VDR gene polymorphism FokI (rs2228570) are associated with diabetes mellitus in adults: COVID-inconfidentes study. *Diabetol Metab Syndr.* 2024 May 30;16(1):118. <https://doi.org/10.1186/s13098-024-01328-6>. PMID: 38812030
 - Nakashima A, Yamamoto I, Kobayashi A, et al. Active vitamin D analog and SARS-CoV-2 IgG after BNT162b2 vaccination in patients with hemodialysis. *Ther Apher Dial.* 2024 Aug;28(4):599-607. <https://doi.org/10.1111/1744-9987.14121>. Epub 2024 Mar 19. PMID: 38504452
 - Ochoa-Ramírez IA, Corona-Angulo AL, Ríos-Burgueño ER, et al. Vitamin D receptor gene polymorphisms role in COVID-19 severity: Results of a Mexican patients' cohort. *Int J Immunogenet.* 2024 Aug;51(4):235-241. <https://doi.org/10.1111/iji.12674>. Epub 2024 Apr 28. PMID: 38679820
 - PLOS ONE Editors. Retraction: Vitamin D sufficiency, a serum 25-hydroxyvitamin D at least 30 ng/mL reduced risk for adverse clinical outcomes in patients with COVID-19 infection. *PLoS One.* 2024 Jun 6;19(6):e0305303. <https://doi.org/10.1371/journal.pone.0305303>. eCollection 2024. PMID: 38843134
 - Regina da Silva Correa da Ronda C, Berlofa Visacri M, Tiemi Siguemoto J, et al. Single-nucleotide polymorphisms related to vitamin D metabolism and severity or mortality of COVID-19: A systematic review and meta-analysis. *Gene.* 2024 May 15;906:148236. <https://doi.org/10.1016/j.gene.2024.148236>. Epub 2024 Feb 3. PMID: 38316264
 - Roohi A, Gharagozlou S. Vitamin D supplementation and calcium: Many-faced gods or nobody in fighting against Corona Virus Disease 2019. *Clin Nutr ESPEN.* 2024 Aug;62:172-184. <https://doi.org/10.1016/j.clnesp.2024.05.015>. Epub 2024 May 28. PMID: 38901939
 - Singh A, Rastogi A, Puri GD, et al. Therapeutic high-dose vitamin D for vitamin D-deficient severe COVID-19 disease: randomized, double-blind, placebo-controlled study (SHADE-S). *J Public Health (Oxf).* 2024 May 29;46(2):256-266. <https://doi.org/10.1093/pubmed/fdae007>. PMID: 38291897
 - Yang Y, Sun W, Yang F, et al. Therapeutic effects of vitamin D supplementation on COVID-19 aggravation: a systematic review and meta-analysis of randomized controlled trials. *Front Pharmacol.* 2024 May 27;15:1367686. <https://doi.org/10.3389/fphar.2024.1367686>. eCollection 2024. PMID: 38860175
 - Zarepoor M, Nazari A, Pourmasumi S. Impact of vitamin D supplementation as COVID-19 vaccine adjuvant on sperm parameters and sex hormones in men with idiopathic infertility: Two separate pre-post studies. *Clin Exp Reprod Med.* 2024 Jun;51(2):125-134. <https://doi.org/10.5653/ceerm.2023.06464>. Epub 2024 Jan 24. PMID: 38263587
 - Zhao Y, Zang B, Wang Q. Letter to the Editor: The role of vitamin D in the prevention and treatment of SARS-CoV-2 infection: A meta-analysis of randomized controlled trials. *Clin Nutr.* 2024 Jun;43(6):1652-1654. <https://doi.org/10.1016/j.clnu.2024.01.015>. Epub 2024 Jan 20. PMID: 38302379
- ## DERMATOLOGIA
- Aryanian Z, Balighi K, Goodarzi A, et al. Vitamin D and HPV infection: Clinical pearls. *J Cosmet Dermatol.* 2024 Jul;23(7):2509-2512. <https://doi.org/10.1111/jocd.16280>. Epub 2024 Mar 15. PMID: 38491753
 - Bechara N, Tehan P, Gunton JE. Prospective Evaluation of Vitamin C, Vitamin D, and Zinc Deficiencies in Patients with Active Foot Ulceration. *Adv Wound Care (New Rochelle).* 2024 Jul 15. <https://doi.org/10.1089/wound.2024.0063>. Online ahead of print. PMID: 38940723
 - Choi S, Iriarte C. High-dose oral vitamin D: An emerging therapeutic for skin toxicities associated with cancer treatment. *J Am Assoc Dermatol.* 2024 May 18;S0190-9622(24)00765-5. <https://doi.org/10.1016/j.jaad.2024.05.027>. Online ahead of print. PMID: 38763290
 - Corrigendum to "Vitamin D and wound healing: Assessing skin barrier function and implications for chloasma treatment". *Int Wound J.* 2024 May;21(5):e14893. <https://doi.org/10.1111/iwj.14893>. PMID: 38682950
 - De Smedt J, Van Kelst S, Janssen L, et al. High dose vitamin D supplementation does not improve outcome in a cutaneous melanoma population: results of a randomized double-blind, placebo-controlled study (ViDMe trial). *Br J Dermatol.* 2024 Jun 24;ljae257. <https://doi.org/10.1093/bjd/ljae257>. Online ahead of print. PMID: 38913652
 - Dhaffouli F, Elloumi N, Tahri S, et al. Unraveling the role of the vitamin D-VDR pathway in pemphigus vulgaris from Tunisian patients. *Steroids.* 2024 Jun 13;209:109454. <https://doi.org/10.1016/j.steroids.2024.109454>. Online ahead of print. PMID: 38878876
 - Egido-Moreno S, Valls-Roca-Umbert J, Parra-Moreno FJ, et al. Association of vitamin D levels and oral lichen planus. Systematic review and meta-analysis. *Med Oral Patol Oral Cir Bucal.* 2024 Jun 22:26603. <https://doi.org/10.4317/medoral.26603>. Online ahead of print. PMID: 38907640
 - Flores T, Kerschbaumer C, Jaklin FJ, et al. High-Volume Liposuction in Lipedema Patients: Effects on Serum Vitamin D. *J Clin Med.* 2024 May 11;13(10):2846. <https://doi.org/10.3390/jcm13102846>. PMID: 38792387
 - Ganeva M, Tsokeva Z, Gancheva T, et al. Serum concentrations of 25-OH vitamin D and the pro-inflammatory interleukins IL-17, IL-23, and IL-18 in patients with plaque psoriasis. *Biomed Pap Med Fac Univ Palacky Olomouc Czech Repub.* 2024 Jun;168(2):124-131. <https://doi.org/10.5507/bp.2023.043>. Epub 2023 Nov 14. PMID: 37964584
 - Mansilla-Polo M, Luque-Luna M, Morgado-Carrasco D. Vitamin D and Skin Cancer: A Controversial Society. Literature Update and Review. *Actas Dermosifiliogr.* 2024 Jul-Aug;115(7):679-692. <https://doi.org/10.1016/j.ad.2024.03.019>. Epub 2024 Mar 29. PMID: 38556198
 - McCarthy RL, Tawfik SS, Theocharopoulos I, et al. Vitamin D deficiency and atopic dermatitis severity in a Bangladeshi population living in East London: A cross-sectional study. *Skin Health Dis.* 2024 Mar 12;4(3):e358. <https://doi.org/10.1002/ski2.358>. eCollection 2024 Jun. PMID: 38846698
 - Nakamori Y, Takasawa A, Takasawa K, et al. Vitamin D-metabolizing enzyme CYP24A1 affects oncogenic behaviors of oral

- squamous cell carcinoma and its prognostic implication. *Med Mol Morphol.* 2024 May 21. <https://doi.org/10.1007/s00795-024-00387-y>. Online ahead of print. PMID: 38772955
- Rhodes LE. Vitamin D status in EPP patients taking the systemic photoprotective agent afamelanotide. *Br J Dermatol.* 2024 May 13;ljae191. <https://doi.org/10.1093/bjd/ljae191>. Online ahead of print. PMID: 38736212
 - Ruikchuchit T, Juntongjin P. Role of vitamin D supplement adjunct to topical benzoyl peroxide in acne: a randomized double-blinded controlled study. *Int J Womens Dermatol.* 2024 Jul 1;10(3):e163. <https://doi.org/10.1097/JW9.000000000000163>. eCollection 2024 Oct. PMID: 38957412
 - Shintani T, Higaki M, Rosli SNZ, et al. Potential treatment of squamous cell carcinoma by targeting heparin-binding protein 17/fibroblast growth factor-binding protein 1 with vitamin D(3) or eldecalcitol. *In Vitro Cell Dev Biol Anim.* 2024 May 7. <https://doi.org/10.1007/s11626-024-00913-3>. Online ahead of print. PMID: 38713345
 - Singh Ospina N, Diaz-Thomas A, McDonnell ME, et al. Navigating Complexities: Vitamin D, Skin Pigmentation, and Race. *J Clin Endocrinol Metab.* 2024 Jul 12;109(8):1955-1960. <https://doi.org/10.1210/clinem/dgae314>. PMID: 38828960
 - Slominski AT, Kim TK, Janjetovic Z, et al. Biological Effects of CYP11A1-Derived Vitamin D and Lumisterol Metabolites in the Skin. *J Invest Dermatol.* 2024 Jul 11:S0022-202X(24)00386-5. <https://doi.org/10.1016/j.jid.2024.04.022>. Online ahead of print. PMID: 39001720
 - Slominski RM, Kim TK, Janjetovic Z, et al. Malignant Melanoma: An Overview, New Perspectives, and Vitamin D Signaling. *Cancers (Basel).* 2024 Jun 18;16(12):2262. <https://doi.org/10.3390/cancers16122262>. PMID: 38927967
 - Tahri S, Elloumi N, Khabou B, et al. Exploring the role of vitamin D-VDR pathway in pemphigus foliaceus: a novel perspective on disease pathogenesis. *Arch Dermatol Res.* 2024 Jul 3;316(7):449. <https://doi.org/10.1007/s00403-024-03192-w>. PMID: 38958777
 - Yang Z, Song Y, Chen B, et al. Associations of Gut and Circulating Microbiota with Circulating Vitamin D(3), Type I Interferon, and Systemic Inflammation in Chronic Spontaneous Urticaria Patients. *J Inflamm Res.* 2024 May 6;17:2775-2785. <https://doi.org/10.2147/JIR.S455489>. eCollection 2024. PMID: 38737112
- ### EPIDEMIOLOGIA
- Backus RC, Ueda DC. Age-dependent changes in plasma concentrations of 25-hydroxyvitamin D may complicate vitamin D status assessment of immature cats. *Front Vet Sci.* 2024 May 2;11:1365204. <https://doi.org/10.3389/fvets.2024.1365204>. eCollection 2024. PMID: 38756523
 - Brennan MM, van Geffen J, van Weele M, et al. Ambient ultraviolet-B radiation, supplements and other factors interact to impact vitamin D status differently depending on ethnicity: A cross-sectional study. *Clin Nutr.* 2024 Jun;43(6):1308-1317. <https://doi.org/10.1016/j.clnu.2024.04.006>. Epub 2024 Apr 12. PMID: 38663052
 - Dai S, Wu J, Wang P, et al. Associations of vitamin D status with all-cause and cause-specific mortality in long-term prescription opioid users. *Front Nutr.* 2024 Jun 18;11:1422084. <https://doi.org/10.3389/fnut.2024.1422084>. eCollection 2024. PMID: 38957870
 - Dos Santos EA, Cavalheiro LAM, Rodrigues D, et al. Are sun exposure time, dietary patterns, and vitamin D intake related to the socioeconomic status of Portuguese children? *Am J Hum Biol.* 2024 May 28:e24109. <https://doi.org/10.1002/ajhb.24109>. Online ahead of print. PMID: 38804593
 - Fang A, Zhao Y, Yang P, et al. Vitamin D and human health: evidence from Mendelian randomization studies. *Eur J Epidemiol.* 2024 May;39(5):467-490. <https://doi.org/10.1007/s10654-023-01075-4>. Epub 2024 Jan 12. PMID: 38214845
 - Gao F, Zhang X, Wang X, et al. High Prevalence and Risk Factors Associated with Vitamin D Deficiency Among Chinese Hospital Staff: A Cross-Sectional Study. *Int J Gen Med.* 2024 May 3;17:1833-1843. <https://doi.org/10.2147/IJGM.S453473>. eCollection 2024. PMID: 38715746
 - Kuo CC, Tsai CH, Lin TC, et al. Impact of Vitamin D Receptor Genotypes on Taiwan Hallux Valgus. *In Vivo.* 2024 Jul-Aug;38(4):1601-1608. <https://doi.org/10.21873/invivo.13610>. PMID: 38936889
 - Perrone MA, Pieri M, Caminiti G, et al. Vitamin D Deficiency in Professional Football Players during Competitive Season of Italian First Division (Serie A). *Sports (Basel).* 2024 May 29;12(6):153. <https://doi.org/10.3390/sports12060153>. PMID: 38921847
 - Sebbari F, Khallouki F, Salamatullah AM, et al. Assessment of Vitamin D Status in the Draa-Tafilalet Population (Morocco) Based on Sociodemographic, Health, and Nutritional Factors. *Nutrients.* 2024 Jul 2;16(13):2118. <https://doi.org/10.3390/nu16132118>. PMID: 38999866
 - Velazquez-Kronen R, MacDonald LA, Millen AE. Sex and race disparities in the association between work characteristics and vitamin D deficiency: findings from the National Health and Nutrition Examination Survey, 2005-2010. *Occup Environ Med.* 2024 Jul 2:oemed-2024-109473. <https://doi.org/10.1136/oemed-2024-109473>. Online ahead of print. PMID: 38955482
- ### EMATOLOGIA
- Cui W, Liu J, Shen Y. Regarding the prognostic role of vitamin D deficiency in a Japanese multiple myeloma study. *Support Care Cancer.* 2024 Jun 18;32(7):441. <https://doi.org/10.1007/s00520-024-08640-x>. PMID: 38888661
 - Gujarathi R, Laxhanpal MR, Chelikam N, et al. Prevalence, outcomes, and complications of vitamin D deficiency among patients with multiple myeloma: Nationwide burden of disease. *J Investig Med.* 2024 Jun 16:10815589241249998. <https://doi.org/10.1177/10815589241249998>. Online ahead of print. PMID: 38632835
 - Jeenduang N, Horpet D, Plyduang T, et al. Association of thalassemia, hemoglobinopathies, and vitamin D levels with lipid profile in adults: Community-based research in southern Thai population. *Heliyon.* 2024 May 16;10(10):e31374. <https://doi.org/10.1016/j.heliyon.2024.e31374>. eCollection 2024 May 30. PMID: 38813217
 - Lyu C, Yin X, Li Z, et al. Vitamin D receptor gene polymorphisms and multiple myeloma: a meta-analysis. *Clin Exp Med.*

- 2024 Jun 4;24(1):118. <https://doi.org/10.1007/s10238-024-01382-4>. PMID: 38833040
- Schuchart DM, Becker I, Harbeck B, et al. Association between anemia and vitamin D deficiency in German seniors : A retrospective data analysis. *Z Gerontol Geriatr*. 2024 Jul 5. <https://doi.org/10.1007/s00391-024-02322-3>. Online ahead of print. PMID: 38967671
 - Shahraki RG, Shomali T, Taherianfard M, et al. A study on the effects of vitamin D supplementation on hematological parameters and serum 25-hydroxy vitamin D in healthy dogs. *BMC Vet Res*. 2024 May 24;20(1):221. <https://doi.org/10.1186/s12917-024-04080-1>. PMID: 38783276
 - Tadmor T, Melamed G, Alapi H, et al. Supplement of Vitamin D for early-stage Chronic Lymphocytic Leukemia Patients is Associated with a Longer Time to first Treatment. *Blood Adv*. 2024 May 3;bloodadvances.2023011458. <https://doi.org/10.1182/bloodadvances.2023011458>. Online ahead of print. PMID: 38701347
- ## ENDOCRINOLOGIA
- Abdo B, Abdullah M, AlShoaibi IA, et al. Relationship Between Glycated Hemoglobin (HbA1c) and Vitamin D Levels in Type 2 Diabetes Patients: A Retrospective Cross-Sectional Study. *Cureus*. 2024 Jun 16;16(6):e62468. <https://doi.org/10.7759/cureus.62468>. eCollection 2024 Jun. PMID: 39015860
 - Ahola AJ, Harjutsalo V, Groop PH, et al. The use of dietary supplements, and the association between supplemental vitamin D and glycaemic control in adult individuals with type 1 diabetes. *Diabet Med*. 2024 May;41(5):e15308. <https://doi.org/10.1111/dme.15308>. Epub 2024 Feb 14. PMID: 38356242
 - Alfaqih MA, Ababneh E, Mhedat K, et al. Vitamin D Reduces the Activity of Adenosine Deaminase and Oxidative Stress in Patients with Type Two Diabetes Mellitus. *Mol Nutr Food Res*. 2024 Jun;68(12):e2300870. <https://doi.org/10.1002/mnfr.202300870>. Epub 2024 May 30. PMID: 38816753
 - Bennouar S, Bachir Cherif A, Aoudia Y, et al. Additive Interaction Between Insulin Resistance, Chronic Low-Grade Inflammation and Vitamin D Deficiency on the Risk of Type 2 Diabetes Mellitus: A Cohort Study. *J Am Nutr Assoc*. 2024 May 13:1-11. <https://doi.org/10.1080/27697061.2024.2352401>. Online ahead of print. PMID: 38739850
 - Cheng J, Ye L, Chen Y, et al. The effects of vitamin D and gene polymorphisms on susceptibility to thyroid peroxidase antibody positivity. *Am J Med Sci*. 2024 Jun 24:S0002-9629(24)01315-6. <https://doi.org/10.1016/j.amjms.2024.06.014>. Online ahead of print. PMID: 38925429
 - Chen Z, Qiu X, Wang Q, et al. Serum vitamin D and obesity among US adolescents, NHANES 2011-2018. *Front Pediatr*. 2024 May 21;12:1334139. <https://doi.org/10.3389/fped.2024.1334139>. eCollection 2024. PMID: 38836246
 - Chihaoui M, Terzi A, Hammami B, et al. Effects of high-intensity statin therapy on steroid hormones and vitamin D in type 2 diabetic men: A prospective self-controlled study. *Lipids*. 2024 May 20. <https://doi.org/10.1002/lipid.12399>. Online ahead of print. PMID: 38764377
 - Correction to: "Evaluation, Treatment, and Prevention of Vitamin D Deficiency: An Endocrine Society Clinical Practice Guideline". *J Clin Endocrinol Metab*. 2024 Jun 5:dgae373. <https://doi.org/10.1210/clinem/dgae373>. Online ahead of print. PMID: 38838193
 - Correction to: "Vitamin D Deficiency Increases Vulnerability to Canagliflozin-induced Adverse Effects on 1,25-Dihydroxyvitamin D and PTH". *J Clin Endocrinol Metab*. 2024 Jul 1:dgae436. <https://doi.org/10.1210/clinem/dgae436>. Online ahead of print. PMID: 38949921
 - Correction to: "Vitamin D Status, Vitamin D Receptor Polymorphisms, and Risk of Type 2 Diabetes: A Prospective Cohort Study". *J Clin Endocrinol Metab*. 2024 May 13:dgae321. <https://doi.org/10.1210/clinem/dgae321>. Online ahead of print. PMID: 38738690
 - Daungsupawong H, Wiwanitkit V. Vitamin D Receptor Gene Polymorphisms with Type 1 Diabetes Risk: Correspondence. *J Clin Res Pediatr Endocrinol*. 2024 May 31;16(2):243. <https://doi.org/10.4274/jcrpe.galenos.2023.2023-9-8>. Epub 2023 Nov 8. PMID: 37937902
 - Demay MB, Pittas AG, Bikle DD, et al. Vitamin D for the Prevention of Disease: An Endocrine Society Clinical Practice Guideline. *J Clin Endocrinol Metab*. 2024 Jul 12;109(8):1907-1947. <https://doi.org/10.1210/clinem/dgae290>. PMID: 38828931
 - di Filippo L, Giustina A. Vitamin D deficiency and type 2 diabetes: the dangerous link between two modern pandemics. *J Clin Endocrinol Metab*. 2024 Jun 13:dgae390. <https://doi.org/10.1210/clinem/dgae390>. Online ahead of print. PMID: 38870277
 - Dominguez IJ, Veronese N, Marrone E, et al. Vitamin D and Risk of Incident Type 2 Diabetes in Older Adults: An Updated Systematic Review and Meta-Analysis. *Nutrients*. 2024 May 22;16(11):1561. <https://doi.org/10.3390/nu16111561>. PMID: 38892495
 - Dos Santos LM, Ohe MN, Pallone SG, et al. Publisher Correction: Levels of bioavailable, and free forms of 25(OH)D after supplementation with vitamin D(3) in primary hyperparathyroidism. *Endocrine*. 2024 Jul;85(1):431. <https://doi.org/10.1007/s12020-023-03311-z>. PMID: 36790523
 - Fang JX, Han Y, Meng J, et al. Relationship between non-alcoholic fatty liver and progressive fibrosis and serum 25-hydroxy vitamin D in patients with type 2 diabetes mellitus. *BMC Endocr Disord*. 2024 Jul 10;24(1):108. <https://doi.org/10.1186/s12902-024-01640-2>. PMID: 38982394
 - Hashemi N, Karimpour Reyhan S, Qahremani R, et al. Vitamin D in Type 2 Diabetes and Its Correlation With Heat Shock Protein 70, Ferric Reducing Ability of Plasma, Advanced Oxidation Protein Products and Advanced Glycation End Products. *Endocrinol Diabetes Metab*. 2024 Jul;7(4):e508. <https://doi.org/10.1002/edm2.508>. PMID: 39001578
 - Huang C, Luo D, Sun M, et al. No causal association between serum vitamin D levels and diabetes retinopathy: A Mendelian randomization analysis. *Nutr Metab Cardiovasc Dis*. 2024 May;34(5):1295-1304. <https://doi.org/10.1016/j.numecd.2024.01.033>. Epub 2024 Feb 5. PMID: 38508994
 - Iatcu OC, Lobiuc A, Covasa M. Micronutrient Patterns and Low Intake of Vita-

- min A, Vitamin D, Folate, Magnesium, and Potassium Among Prediabetes and Type 2 Diabetes Patients. *Cureus*. 2024 May 23;16(5):e60906. <https://doi.org/10.7759/cureus.60906>. eCollection 2024 May. PMID: 38800767
- Knuth MM, Xue J, Elnagheeb M, et al. Early life exposure to vitamin D deficiency impairs molecular mechanisms that regulate liver cholesterol biosynthesis, energy metabolism, inflammation, and detoxification. *Front Endocrinol (Lausanne)*. 2024 May 10;15:1335855. <https://doi.org/10.3389/fendo.2024.1335855>. eCollection 2024. PMID: 38800476
 - Leão IS, Dantas JR, Araújo DB, et al. Evaluation of type 1 diabetes' partial clinical remission after three years of heterologous adipose tissue derived stromal/stem cells transplantation associated with vitamin D supplementation. *Diabetol Metab Syndr*. 2024 May 24;16(1):114. <https://doi.org/10.1186/s13098-024-01302-2>. PMID: 38790009
 - Li J, Yan N, Li X, et al. Association between serum vitamin D concentration and liver fibrosis in diabetes mellitus patients: a cross-sectional study from the NHANES database. *Acta Diabetol*. 2024 Jun 3. <https://doi.org/10.1007/s00592-024-02292-3>. Online ahead of print. PMID: 38831202
 - Luo H, Luo C, Hou YH, et al. Effects of vitamin D supplementation on blood glucose and insulin resistance in newly diagnosed type 2 diabetes patients. *Minerva Surg*. 2024 Jun;79(3):370-371. <https://doi.org/10.23736/S2724-5691.23.09984-7>. Epub 2023 Nov 6. PMID: 37930084
 - Lu Q, Liang Q, Xi Y. The effects of vitamin D supplementation on serum lipid profiles in people with type 2 diabetes: a systematic review and meta-analysis of randomized controlled trials. *Front Nutr*. 2024 Jun 5;11:1419747. <https://doi.org/10.3389/fnut.2024.1419747>. eCollection 2024. PMID: 38903615
 - Ma RX, Liu C, Zhang L, et al. Selenium, Type-2 Diabetes, and the Possible Protective Role of Vitamin D. *Biomed Environ Sci*. 2024 Jun 20;37(6):661-665. <https://doi.org/10.3967/bes2024.072>. PMID: 38988116
 - McCartney CR, McDonnell ME, Corrigan MD, et al. Vitamin D Insufficiency and Epistemic Humility: An Endocrine Society Guideline Communication. *J Clin Endocrinol Metab*. 2024 Jul 12;109(8):1948-1954. <https://doi.org/10.1210/clinem/dgae322>. PMID: 38828961
 - Miao Y, Zhang L, Zhang D, et al. Effects of vitamin D and/or calcium intervention on sleep quality in individuals with prediabetes: a post hoc analysis of a randomized controlled trial. *Eur J Nutr*. 2024 Jun;63(4):1187-1201. <https://doi.org/10.1007/s00394-024-03345-7>. Epub 2024 Feb 16. PMID: 38366270
 - Nematy M, Alizadeh AA, Dasgheib S, et al. Vitamin D supplementation affects bone marrow-derived mesenchymal stem cells differentiation into insulin-producing cells. *Mol Biol Rep*. 2024 Jun 14;51(1):748. <https://doi.org/10.1007/s11033-024-09681-5>. PMID: 38874843
 - Odetayo AF, Abdulrahim HA, Fabiyi OT, et al. Synergistic Effects of Vitamin D and Exercise on Diabetes-induced Gonadotoxicity in Male Wistar Rats: Role of Xanthine Oxidase/Uric Acid and Nrf2/NfκB Signaling. *Cell Biochem Biophys*. 2024 Jun 3. <https://doi.org/10.1007/s12013-024-01313-w>. Online ahead of print. PMID: 38831172
 - Oliveira INN, Macedo-Silva A, Coutinho-Cruz L, et al. Effects of vitamin D supplementation on Metabolic Syndrome parameters in patients with obesity or diabetes in Brazil, Europe, and the United States: a systematic review and meta-analysis. *J Steroid Biochem Mol Biol*. 2024 Jul 9:106582. <https://doi.org/10.1016/j.jsbmb.2024.106582>. Online ahead of print. PMID: 38992391
 - Pallone SG, Ohe MN, Dos Santos LM, et al. Vitamin D supplementation in primary hyperparathyroidism: effects on 1,25(OH)₂ vitamin D and FGF23 levels. *J Endocrinol Invest*. 2024 Jun 26. <https://doi.org/10.1007/s40618-024-02422-2>. Online ahead of print. PMID: 38922369
 - Pang B, Li L, Liu X, et al. Association between serum vitamin D level and Graves' disease: a systematic review and meta-analysis. *Nutr J*. 2024 Jun 7;23(1):60. <https://doi.org/10.1186/s12937-024-00960-2>. PMID: 38849834
 - Pleić N, Babić Leko M, et al. Vitamin D and thyroid function: A mendelian randomization study. *PLoS One*. 2024 Jun 20;19(6):e0304253. <https://doi.org/10.1371/journal.pone.0304253>. eCollection 2024. PMID: 38900813
 - Radojkovic DB, Pesic M, Radojkovic M, et al. Significance of Duodenal Prolactin Receptor Modulation by Calcium and Vitamin D in Sulpiride-Induced Hyperprolactinemia. *Medicina (Kaunas)*. 2024 Jun 4;60(6):942. <https://doi.org/10.3390/medicina60060942>. PMID: 38929559
 - Raharinavalona SA, Raheison RE, Mian-drisona RM, et al. Vitamin D Status and Cardiovascular Risk Factors in Patients with Type 2 Diabetes Mellitus: A Cross-Sectional Study in a Tertiary-Level Hospital in Antananarivo, Madagascar. *Diabetes Metab Syndr Obes*. 2024 May 31;17:2191-2198. <https://doi.org/10.2147/DMSO.S467316>. eCollection 2024. PMID: 38835729
 - Reddy KS, Jain V, Varatharajan S, et al. Vitamin D, selenium in type 2 diabetes and Hashimoto's thyroiditis: Is it effective? *World J Diabetes*. 2024 May 15;15(5):1048-1050. <https://doi.org/10.4239/wjd.v15.i5.1048>. PMID: 38766428
 - Shah VP, Nayfeh T, Alsawaf Y, et al. A Systematic Review Supporting the Endocrine Society Clinical Practice Guidelines on Vitamin D. *J Clin Endocrinol Metab*. 2024 Jul 12;109(8):1961-1974. <https://doi.org/10.1210/clinem/dgae312>. PMID: 38828942
 - Shan R, Zhang Q, Ding Y, et al. Vitamin D deficiency and inflammatory markers in type 2 diabetes: Big data insights. *Open Life Sci*. 2024 May 28;19(1):20220787. <https://doi.org/10.1515/biol-2022-0787>. eCollection 2024. PMID: 38840890
 - Singh S, Acharya N, Acharya S, et al. Exploring the Impact of Vitamin D Supplementation on Metabolic Syndrome Variables in Postmenopausal Women: A Comprehensive Review. *Cureus*. 2024 Jun 6;16(6):e61806. <https://doi.org/10.7759/cureus.61806>. eCollection 2024 Jun. PMID: 38975422
 - Sinharay M, Dasgupta A, Karmakar A. Association between Vitamin D Receptor Gene Polymorphism (Fok 1), Vitamin D Status and Autoimmune Thyroiditis. *Mymensingh Med J*. 2024 Jul;33(3):914-922. PMID: 38944740
 - Soda M, Priante C, Pesce C, et al. The Impact of Vitamin D on Immune Func-

- tion and Its Role in Hashimoto's Thyroiditis: A Narrative Review. *Life (Basel)*. 2024 Jun 17;14(6):771. <https://doi.org/10.3390/life14060771>. PMID: 38929753
- Vrysis C, Beneki E, Zintzaras E, et al. Correction: Assessment of the reporting quality of randomised controlled trials for vitamin D supplementation in autoimmune thyroid disorders based on the CONSORT statement. *Endocrine*. 2024 Jul;85(1):432. <https://doi.org/10.1007/s12020-023-03345-3>. PMID: 36940012
 - Wang G, Feng S, Xu J, et al. Association between Vitamin D Deficiency and Prediabetes Phenotypes: A Population-Based Study in Henan, China. *Nutrients*. 2024 Jun 21;16(13):1979. <https://doi.org/10.3390/nu16131979>. PMID: 38999727
 - Wang S, Gao H, Zhang M, et al. High Apolipoprotein B/Apolipoprotein A1 is Associated with Vitamin D Deficiency Among Type 2 Diabetes Patients. *Diabetes Metab Syndr Obes*. 2024 Jun 10;17:2357-2369. <https://doi.org/10.2147/DMSO.S465391>. eCollection 2024. PMID: 38881697
 - Xiang Q, Xu H, Liu Y, et al. Elevated TyG index is associated with increased risk of vitamin D deficiency among elderly patients with type 2 diabetes. *Sci Rep*. 2024 Jul 12;14(1):16098. <https://doi.org/10.1038/s41598-024-67127-1>. PMID: 38997409
 - Yang F, Wang M, Du J, et al. Predicting life span of type 2 diabetes patients through alkaline phosphatase and vitamin D: Results from NHANES 1999-2018. *Atherosclerosis*. 2024 Jul;394:117318. <https://doi.org/10.1016/j.atherosclerosis.2023.117318>. Epub 2023 Oct 5. PMID: 37839936
 - Yu B, Kong D, Ge S, et al. Associations between Vitamin D Levels and Insulin Resistance in Non-Diabetic Obesity: Results from NHANES 2001-2018. *J Am Nutr Assoc*. 2024 Jun 27:1-8. <https://doi.org/10.1080/27697061.2024.2370997>. Online ahead of print. PMID: 38935368
 - Zhang JJ, Yu HC, Geng TT, et al. Serum 25-hydroxyvitamin D concentrations, vitamin D receptor polymorphisms, and risk of infections among individuals with type 2 diabetes: a prospective cohort study. *Am J Clin Nutr*. 2024 Jun 22:S0002-9165(24)00541-0. <https://doi.org/10.1016/j.ajcnut.2024.06.007>. Online ahead of print. PMID: 38914226
 - Zhang Y, Ni P, Miao Y, et al. Vitamin D(3) improves glucose metabolism and attenuates inflammation in prediabetic human and mice. *J Nutr Biochem*. 2024 Aug;130:109659. <https://doi.org/10.1016/j.jnutbio.2024.109659>. Epub 2024 Apr 27. PMID: 38685284
 - Zhao X, Li B, Li X, et al. Association of serum 25-hydroxyvitamin D levels, vitamin D-binding protein levels, and diabetes mellitus: Two-sample Mendelian randomization. *Medicine (Baltimore)*. 2024 May 17;103(20):e38219. <https://doi.org/10.1097/MD.00000000000038219>. PMID: 38758851
 - Zhuang Y, Zhuang Z, Cai Q, et al. Serum vitamin D is substantially reduced and predicts flares in diabetic retinopathy patients. *J Diabetes Investig*. 2024 Jul;15(7):867-873. <https://doi.org/10.1111/jdi.14185>. Epub 2024 Mar 12. PMID: 38469994
 - Ziyab AH, Mohammad A, Almousa Z, et al. Sex differences in the association between vitamin D and prediabetes in adults: A cross-sectional study. *Nutr Diabetes*. 2024 Jul 2;14(1):49. <https://doi.org/10.1038/s41387-024-00311-4>. PMID: 38956028
- ## GASTROENTEROLOGIA
- Ananchuensook P, Suksawatamna S, Thaimai P, et al. Correction: The association between vitamin D receptor polymorphism and phases of chronic hepatitis B infection in HBV carriers in Thailand. *PLoS One*. 2024 May 7;19(5):e0303545. <https://doi.org/10.1371/journal.pone.0303545>. eCollection 2024. PMID: 38713703
 - Chaves AV, Rybchyn MS, Mason RS, et al. Short communication: Metabolic synthesis of vitamin D(2) by the gut microbiome. *Comp Biochem Physiol A Mol Integr Physiol*. 2024 Sep;295:111666. <https://doi.org/10.1016/j.cbpa.2024.111666>. Epub 2024 May 17. PMID: 38763476
 - da Cruz SP, da Cruz SP, Pereira S, et al. Vitamin D and the Metabolic Phenotype in Weight Loss After Bariatric Surgery: A Longitudinal Study. *Obes Surg*. 2024 May;34(5):1561-1568. <https://doi.org/10.1007/s11695-024-07148-x>. Epub 2024 Mar 8. PMID: 38459277
 - Elangovan H, Stokes RA, Keane J, et al. Vitamin D Receptor Regulates Liver Regeneration After Partial Hepatectomy in Male Mice. *Endocrinology*. 2024 Jul 1;165(8):bqae077. <https://doi.org/10.1210/endoctr/bqae077>. PMID: 38963813
 - Esswein J, Vickers M, Kleinman M, et al. Cause or effect? Undetectable vitamin D in a patient with Crohn's disease. *JPGN Rep*. 2024 Feb 8;5(2):194-196. <https://doi.org/10.1002/jpr3.12045>. eCollection 2024 May. PMID: 38756124
 - Faradina A, Tinkov AA, Skalny AV, et al. Micronutrient (iron, selenium, vitamin D) supplementation and the gut microbiome. *Curr Opin Clin Nutr Metab Care*. 2024 May 22. <https://doi.org/10.1097/MCO.0000000000001046>. Online ahead of print. PMID: 38836886
 - Freeburg SH, Shwartz A, Kemény LV, et al. Hepatocyte vitamin D receptor functions as a nutrient sensor that regulates energy storage and tissue growth in zebrafish. *Cell Rep*. 2024 Jun 28;43(7):114393. <https://doi.org/10.1016/j.celrep.2024.114393>. Online ahead of print. PMID: 38944835
 - Gao H, Zhao X, Guo Y, et al. Coated sodium butyrate and vitamin D(3) supplementation improve gut health through influencing intestinal immunity, barrier, and microflora in early-stage broilers. *J Sci Food Agric*. 2024 May;104(7):4058-4069. <https://doi.org/10.1002/jsfa.13288>. Epub 2024 Jan 25. PMID: 38270478
 - Gorini F, Tonacci A. Vitamin D: An Essential Nutrient in the Dual Relationship between Autoimmune Thyroid Diseases and Celiac Disease-A Comprehensive Review. *Nutrients*. 2024 Jun 4;16(11):1762. <https://doi.org/10.3390/nu16111762>. PMID: 38892695
 - Kellermann L, Hansen SL, Maciag G, et al. Influence of vitamin D receptor signaling and vitamin D on colonic epithelial cell fate decisions in ulcerative colitis. *J Crohns Colitis*. 2024 May 15:jjae074. <https://doi.org/10.1093/ecco-jcc/jjae074>. Online ahead of print. PMID: 38747639
 - Koch KL, Parkman HP, Yates KP, et al. Low Vitamin D Levels in Patients with Symptoms of Gastroparesis: Relationships with Nausea and Vomiting, Gastric Emptying and Gastric Myoelectrical Activity. *Dig Dis Sci*.

- 2024 Jun 14. <https://doi.org/10.1007/s10620-024-08520-8>. Online ahead of print. PMID: 38877334
- Lu Y, Chen H, Chen Y, et al. Accumulated LPS induced by colitis altered the activities of vitamin D-metabolizing hydroxylases and decreased the generation of 25-hydroxyvitamin D. *Chem Biol Interact.* 2024 May 25;395:110997. <https://doi.org/10.1016/j.cbi.2024.110997>. Epub 2024 Apr 6. PMID: 38588969
 - Miwa T, Hanai T, Hirata S, et al. Vitamin D deficiency stratifies the risk of covert and overt hepatic encephalopathy in patients with cirrhosis: A retrospective cohort study. *Clin Nutr ESPEN.* 2024 Jul 2;63:267-273. <https://doi.org/10.1016/j.clnesp.2024.06.055>. Online ahead of print. PMID: 38972037
 - Mumit Sarkar A, Al Mukit A, Bari T, et al. Association of low serum 25-Hydroxy vitamin D [25(OH) d] with hepatic encephalopathy in patients with decompensated liver cirrhosis. *Arab J Gastroenterol.* 2024 May;25(2):182-187. <https://doi.org/10.1016/j.ajg.2024.01.014>. Epub 2024 Mar 8. PMID: 38458876
 - Panarese A, Dajti E, Eusebi LH, et al. Idiopathic chronic intestinal pseudo-obstruction syndrome is strongly associated with low serum levels of vitamin D. *Eur J Gastroenterol Hepatol.* 2024 May 1;36(5):584-587. <https://doi.org/10.1097/MEG.0000000000002757>. Epub 2024 Mar 25. PMID: 38477850
 - Precechtelova M, Dite P, Buckova D, et al. Vitamin D in blood serum and chronic pancreatitis. *Bratisl Lek Listy.* 2024 Jul 11. https://doi.org/10.4149/BLL_2024_79. Online ahead of print. PMID: 38989753
 - Schiavo L, Santella B, Paolini B, et al. Adding Branched-Chain Amino Acids and Vitamin D to Whey Protein Is More Effective than Protein Alone in Preserving Fat Free Mass and Muscle Strength in the First Month after Sleeve Gastrectomy. *Nutrients.* 2024 May 11;16(10):1448. <https://doi.org/10.3390/nu16101448>. PMID: 38794686
 - Song F, Lu J, Chen Z, et al. Vitamin D and CRP are associated in hospitalized inflammatory bowel disease (IBD) patients in Shanghai. *Asia Pac J Clin Nutr.* 2024 Sep;33(3):370-380. [https://doi.org/10.6133/apjcn.202409_33\(3\).0007](https://doi.org/10.6133/apjcn.202409_33(3).0007). PMID: 38965724
 - Wang D, He R, Song Q, et al. Calcitriol Inhibits NaAsO₂ Triggered Hepatic Stellate Cells Activation and Extracellular Matrix Oversecretion by Activating Nrf2 Signaling Pathway Through Vitamin D Receptor. *Biol Trace Elem Res.* 2024 Aug;202(8):3601-3613. <https://doi.org/10.1007/s12011-023-03957-w>. Epub 2023 Nov 16. PMID: 37968493
 - Wang D, He R, Song Q, et al. Correction to: Calcitriol Inhibits NaAsO₂ Triggered Hepatic Stellate Cells Activation and Extracellular Matrix Oversecretion by Activating Nrf2 Signaling Pathway Through Vitamin D Receptor. *Biol Trace Elem Res.* 2024 Sep;202(9):4334. <https://doi.org/10.1007/s12011-023-03976-7>. PMID: 38041723
 - Xu W, Wang L, Yang L, et al. [Vitamin D3 alleviates the gastritis that associated with Helicobacter pylori infection in mice with hypercholesterolemia by enhancing the activity of vitamin D receptors in the liver tissue and blocking the signaling pathway of JAK/STAT3]. *Xi Bao Yu Fen Zi Mian Yi Xue Za Zhi.* 2024 Jun;40(6):520-526. PMID: 38952091
 - Yang CT, Yen HH, Su PY, et al. High prevalence of vitamin D deficiency in Taiwanese patients with inflammatory bowel disease. *Sci Rep.* 2024 Jun 18;14(1):14091. <https://doi.org/10.1038/s41598-024-64930-8>. PMID: 38890510
 - Zhang S, Jia X, Dong Z, et al. Relationship between Vitamin D Concentration and Lipid Concentration in Patients with NAFLD in the Hulunbuir Region of China. *Clin Lab.* 2024 Jul 1;70(7). <https://doi.org/10.7754/Clin.Lab.2024.231225>. PMID: 38965953
 - Zhan ZS, Zheng ZS, Shi J, et al. Unraveling colorectal cancer prevention: The vitamin D - gut flora - immune system nexus. *World J Gastrointest Oncol.* 2024 Jun 15;16(6):2394-2403. <https://doi.org/10.4251/wjgo.v16.i6.2394>. PMID: 38994172
 - Andreeva EN, Artymuk NV, Vesnina AF, et al. [Resolution of the national interdisciplinary council of experts "High-dose vitamin D (Devilam) in the practice of an obstetrician-gynecologist"]. *Probl Endokrinol (Mosk).* 2024 May 9;70(2):103-116. <https://doi.org/10.14341/probl13465>. PMID: 38796767
 - Antunes RA, Melo BML, Souza MDCB, et al. Vitamin D and follicular recruitment in the in vitro fertilization cycle. *JBRA Assist Reprod.* 2024 Jun 1;28(2):269-275. <https://doi.org/10.5935/1518-0557.20240005>. PMID: 38381779
 - Antunes RA, Souza MDCB, Souza MM, et al. Vitamin D levels in couples undergoing In vitro Fertilization: Lack of Association with Embryo Quality or Pregnancy Rates. *Fertil Steril.* 2024 Jul 2:S0015-0282(24)00591-0. <https://doi.org/10.1016/j.fertnstert.2024.06.023>. Online ahead of print. PMID: 38964589
 - Atlihan U, Yavuz O, Avşar HA, et al. Vitamin D evaluation in adenomyosis: A retrospective cross-sectional study. *Turk J Obstet Gynecol.* 2024 Jun 10;21(2):98-103. <https://doi.org/10.4274/tjod.galenos.2024.41662>. PMID: 38853492
 - Avelino CMSF, de Araújo RFF. Effects of vitamin D supplementation on oxidative stress biomarkers of Iranian women with polycystic ovary syndrome: a meta-analysis study. *Rev Bras Ginecol Obstet.* 2024 Jun 27;46:e-rb-go37. <https://doi.org/10.61622/rbgo/2024rbgo37>. eCollection 2024. PMID: 38994457
 - Azhar A, Alam SM, Rehman R. Vitamin D and Lipid Profiles in Infertile PCOS and Non-PCOS Females. *J Coll Physicians Surg Pak.* 2024 Jul;34(7):767-770. <https://doi.org/10.29271/jcpsp.2024.07.767>. PMID: 38978237
 - Baldini GM, Russo M, Proietti S, et al. Correction to: Supplementation with vitamin D improves the embryo quality in in vitro fertilization (IVF) programs, independently of the patients' basal vitamin D status. *Arch Gynecol Obstet.* 2024 Jun;309(6):2963. <https://doi.org/10.1007/s00404-024-07540-z>. PMID: 38700531
 - Baldini GM, Russo M, Proietti S, et al. Supplementation with vitamin D improves the embryo quality in in vitro fertilization (IVF) programs, independently of the patients' basal vitamin D status. *Arch Gynecol Obstet.* 2024 Jun;309(6):2881-2890.

GINECOLOGIA OSTETRICA

- Akinola IA, Inyangudo GN, Ottun AT, et al. Exploring Serum Vitamin D, Sex Hormones, and Lipid Profile Disparities in Women With and Without Polycystic Ovarian Syndrome: A Case-Control Study. *Cureus.* 2024 May 24;16(5):e60975. <https://doi.org/10.7759/cureus.60975>. eCollection 2024 May. PMID: 38800769

- <https://doi.org/10.1007/s00404-024-07473-7>. Epub 2024 Apr 5. PMID: 38580857
- Berry SPD, Honkpèhedji YJ, Ludwig E, et al. Impact of helminth infections during pregnancy on maternal and newborn Vitamin D and on birth outcomes. *Sci Rep.* 2024 Jun 27;14(1):14845. <https://doi.org/10.1038/s41598-024-65232-9>. PMID: 38937587
 - Binter AC, Ghassabian A, Zou R, et al. Associations of gestational exposure to air pollution with maternal vitamin D levels: a meta-analysis. *J Clin Endocrinol Metab.* 2024 Jun 13:dgae395. <https://doi.org/10.1210/clinem/dgae395>. Online ahead of print. PMID: 38870315
 - Butler AE, Sathyapalan T, Das P, et al. Association of Vitamin D with Perfluorinated Alkyl Acids in Women with and without Non-Obese Polycystic Ovary Syndrome. *Biomedicines.* 2024 Jun 5;12(6):1255. <https://doi.org/10.3390/biomedicines12061255>. PMID: 38927462
 - Chakraborty S, Naskar TK, Basu BR. Vitamin D deficiency, insulin resistance, and antimüllerian hormone level: a tale of trio in the expression of polycystic ovary syndrome. *F S Sci.* 2024 Jun 12:S2666-335X(24)00031-4. <https://doi.org/10.1016/j.xfss.2024.06.002>. Online ahead of print. PMID: 38876205
 - Chen B, Ji P, Wang Q, et al. Vitamin D levels and its influencing factors in pregnant women in mainland China: A systematic review and meta-analysis. *PLoS One.* 2024 May 9;19(5):e0297613. <https://doi.org/10.1371/journal.pone.0297613>. eCollection 2024. PMID: 38723005
 - Chen H, Yao J, Hu L, et al. Vitamin D binding protein correlate with estrogen increase after administration of human chorionic gonadotropin but do not affect ovulation, embryo, or pregnancy outcomes. *Front Endocrinol (Lausanne).* 2024 May 23;15:1401975. <https://doi.org/10.3389/fendo.2024.1401975>. eCollection 2024. PMID: 38846489
 - Chien MC, Huang CY, Wang JH, et al. Effects of vitamin D in pregnancy on maternal and offspring health-related outcomes: An umbrella review of systematic review and meta-analyses. *Nutr Diabetes.* 2024 May 30;14(1):35. <https://doi.org/10.1038/s41387-024-00296-0>. PMID: 38816412
 - Cui L, Li Z, Yang X, et al. Mediating Effect of Insulin-Like Growth Factor-I Underlying the Link between Vitamin D and Gestational Diabetes Mellitus. *Reprod Sci.* 2024 Jun;31(6):1541-1550. <https://doi.org/10.1007/s43032-024-01468-0>. Epub 2024 Feb 12. PMID: 38347382
 - Davis S, Lyles E, Shary JR, et al. Post Hoc Analysis of National Institute of Child Health and Human Development Vitamin-D Pregnancy Cohort and The Role of Functional Vitamin-D Deficiency in Pregnancy. *Am J Perinatol.* 2024 May;41(S 01):e2098-e2105. <https://doi.org/10.1055/a-2097-2098>. Epub 2023 May 22. PMID: 37216969
 - Deepa R, Schayck OCPV, Babu GR. Low levels of Vitamin D during pregnancy associated with gestational diabetes mellitus and low birth weight: results from the MAASTHl birth cohort. *Front Nutr.* 2024 Jun 3;11:1352617. <https://doi.org/10.3389/fnut.2024.1352617>. eCollection 2024. PMID: 38887504
 - Delair S, Anderson-Berry A, Olateju E, et al. Vitamin D Metabolites in Mother-Infant Dyads and Associated Clinical Outcomes in a Population of Nigerian Women. *Nutrients.* 2024 Jun 13;16(12):1857. <https://doi.org/10.3390/nu16121857>. PMID: 38931212
 - Dragomir RE, Gheoca Mutu DE, Sima RM, et al. The Impact of Vitamin D Deficiency on Gestational Diabetes Mellitus Risk: A Retrospective Study. *Cureus.* 2024 Jul 21;16(7):e65037. <https://doi.org/10.7759/cureus.65037>. eCollection 2024 Jul. PMID: 39035594
 - Farhangnia P, Noormohammadi M, Delbandi AA. Vitamin D and reproductive disorders: a comprehensive review with a focus on endometriosis. *Reprod Health.* 2024 May 2;21(1):61. <https://doi.org/10.1186/s12978-024-01797-y>. PMID: 38698459
 - Fondjo LA, Mensah JB, Awuah EO, et al. Interplay between vitamin D status, vitamin D receptor gene variants and preeclampsia risk in Ghanaian women: A case-control study. *PLoS One.* 2024 May 30;19(5):e0303778. <https://doi.org/10.1371/journal.pone.0303778>. eCollection 2024. PMID: 38814968
 - Gao B, Zhang C, Wang D, et al. Causal association between low vitamin D and polycystic ovary syndrome: a bidirectional mendelian randomization study. *J Ovarian Res.* 2024 May 7;17(1):95. <https://doi.org/10.1186/s13048-024-01420-5>. PMID: 38715063
 - Huff LL, Schulz EV, Richardson CD, et al. Oral Contraceptive Pills Increase Circulating 25-Hydroxy-Vitamin D Concentrations in Women Who Are Lactating. *Am J Perinatol.* 2024 May;41(S 01):e2759-e2766. <https://doi.org/10.1055/s-0043-1775561>. Epub 2023 Sep 19. PMID: 37726015
 - Li J, Li M, Li Y, et al. Do serum vitamin D levels affect assisted reproductive outcomes and perinatal outcomes in young non-PCOS patients? A retrospective study. *Arch Gynecol Obstet.* 2024 May;309(5):2099-2106. <https://doi.org/10.1007/s00404-024-07410-8>. Epub 2024 Mar 1. PMID: 38429582
 - Lin T, Zhu L, Dai Y, et al. Causal associations between vitamin D and postpartum depression: A bidirectional mendelian randomization study. *Heliyon.* 2024 Jun 21;10(13):e33349. <https://doi.org/10.1016/j.heliyon.2024.e33349>. eCollection 2024 Jul 15. PMID: 39027503
 - Liu J, Fang X, Cao S, et al. Associations of ambient temperature and total cloud cover during pregnancy with newborn vitamin D status. *Public Health.* 2024 Jun;231:179-186. <https://doi.org/10.1016/j.puhe.2024.03.026>. Epub 2024 May 3. PMID: 38703492
 - Lu W, Chen Y, Ramirez MDA, et al. Vitamin D status alters genes involved in ovarian steroidogenesis in muskrat granulosa cells. *Biochim Biophys Acta Mol Cell Biol Lipids.* 2024 May;1869(4):159469. <https://doi.org/10.1016/j.bbalip.2024.159469>. Epub 2024 Feb 23. PMID: 38402945
 - Lv B, Zheng A, Han L. Vitamin D supplementation during pregnancy and the role of maternal prenatal depression. *BMC Pregnancy Childbirth.* 2024 Jun 18;24(1):434. <https://doi.org/10.1186/s12884-024-06631-8>. PMID: 38890581
 - Milan KL, Jayasuriya R, Harithpriya K, et al. MicroRNA-125b regulates vitamin D resistance by targeting CYP24A1 in the progression of gestational diabetes mellitus. *J Steroid Biochem Mol Biol.* 2024 May;239:106475. <https://doi.org/10.1016/j.jsbmb.2024.106475>. Epub 2024 Feb 11. PMID: 38350553

- Moradkhani A, Azami M, Assadi S, et al. Association of vitamin D receptor genetic polymorphisms with the risk of infertility: a systematic review and meta-analysis. *BMC Pregnancy Childbirth*. 2024 May 30;24(1):398. <https://doi.org/10.1186/s12884-024-06590-0>. PMID: 38816754
- Nandakumar M, Das P, Sathyapalan T, et al. A Cross-Sectional Exploratory Study of Cardiovascular Risk Biomarkers in Non-Obese Women with and without Polycystic Ovary Syndrome: Association with Vitamin D. *Int J Mol Sci*. 2024 Jun 7;25(12):6330. <https://doi.org/10.3390/ijms25126330>. PMID: 38928037
- Parenti M, Melough MM, Lapehn S, et al. Associations Between Prenatal Vitamin D and Placental Gene Expression. *bioRxiv [Preprint]*. 2024 May 12:2024.05.10.593571. <https://doi.org/10.1101/2024.05.10.593571>. PMID: 38765981
- Polanek E, Sisák A, Molnár R, et al. A Study of Vitamin D Status and Its Influencing Factors among Pregnant Women in Szeged, Hungary: A Secondary Outcome of a Case-Control Study. *Nutrients*. 2024 May 9;16(10):1431. <https://doi.org/10.3390/nu16101431>. PMID: 38794669
- Reynolds CJ, Dyer RB, Oberhelman-Eaton SS, et al. Sulfated vitamin D metabolites represent prominent roles in serum and in breastmilk of lactating women. *Clin Nutr*. 2024 Jul 14;43(9):1929-1936. <https://doi.org/10.1016/j.clnu.2024.07.008>. Online ahead of print. PMID: 39024772
- Shrateh ON, Siam HA, Ashhab YS, et al. The impact of vitamin D treatment on pregnancy rate among endometriosis patients: a systematic review and meta-analysis. *Ann Med Surg (Lond)*. 2024 May 15;86(7):4098-4111. <https://doi.org/10.1097/MS9.0000000000002174>. eCollection 2024 Jul. PMID: 38989166
- Wang S, Villagrán Escobar GM, Chen Z, et al. Association of vitamin D intake during pregnancy with small vulnerable newborns: a population-based cohort study. *Food Funct*. 2024 Jul 8. <https://doi.org/10.1039/d4fo01110d>. Online ahead of print. PMID: 38973330
- Wen X, Wang L, Li F, et al. Effects of vitamin D supplementation on metabolic parameters in women with polycystic ovary syndrome: a randomized controlled trial. *J Ovarian Res*. 2024 Jul 16;17(1):147. <https://doi.org/10.1186/s13048-024-01473-6>. PMID: 39014475
- Xu C, An X, Tang X, et al. Association Between Vitamin D Level and Clinical Outcomes of Assisted Reproductive Treatment: A Systematic Review and Dose-Response Meta-Analysis. *Reprod Sci*. 2024 May 22. <https://doi.org/10.1007/s43032-024-01578-9>. Online ahead of print. PMID: 38777949
- Yahyavi SK, Boisen IM, Cui Z, et al. Calcium and vitamin D homeostasis in male fertility. *Proc Nutr Soc*. 2024 May;83(2):95-108. <https://doi.org/10.1017/S002966512300486X>. Epub 2023 Dec 11. PMID: 38072394
- Yin WJ, Wang P, Ma SS, et al. Vitamin D supplementation for cardiometabolic risk markers in pregnant women based on the gestational diabetes mellitus or obesity status : a randomized clinical trial. *Eur J Nutr*. 2024 Jun 15. <https://doi.org/10.1007/s00394-024-03443-6>. Online ahead of print. PMID: 38878202
- Zhao J, Li X, Chen Q. Effects of MTHFR C677T polymorphism on homocysteine and vitamin D in women with polycystic ovary syndrome. *Gene*. 2024 Aug 15;919:148504. <https://doi.org/10.1016/j.gene.2024.148504>. Epub 2024 Apr 25. PMID: 38670392
- Zheng X, Lai K, Liu C, et al. Association between maternal lipid profiles and vitamin D status in second trimester and risk of LGA or SGA: a retrospective study. *Front Endocrinol (Lausanne)*. 2024 Jul 1;15:1297373. <https://doi.org/10.3389/fendo.2024.1297373>. eCollection 2024. PMID: 39010896
- Gouveia HJCB, da Silva MM, Manhães de Castro R, et al. Vitamin D supplementation does not alter inflammatory markers in overweight and obese individuals: A systematic review and meta-analysis of randomized controlled trials. *Nutr Res*. 2024 Jun 17;128:24-37. <https://doi.org/10.1016/j.nutres.2024.06.005>. Online ahead of print. PMID: 39002359
- Eleteby R, Elsharkawy A, Mohamed R, et al. Prevalence of vitamin D deficiency and the effect of vitamin D3 supplementation on response to anti-tuberculosis therapy in patients with extrapulmonary tuberculosis. *BMC Infect Dis*. 2024 Jul 9;24(1):681. <https://doi.org/10.1186/s12879-024-09367-0>. PMID: 38982373
- Farhana A, Khan YS, Alsrhani A. Vitamin D at the intersection of health and disease: The immunomodulatory perspective. *Int J Health Sci (Qassim)*. 2024 Jul-Aug;18(4):1-4. PMID: 38974647
- Oh M, Jung S, Kim YA, et al. Dietary vitamin D(3) supplementation enhances splenic NK cell activity in healthy and diabetic male mice. *Nutr Res*. 2024 Jun 7;127:144-155. <https://doi.org/10.1016/j.nutres.2024.06.004>. Online ahead of print. PMID: 38954977
- Bergandi L, Palladino G, Meduri A, et al. Vitamin D and Sulforaphane Decrease Inflammatory Oxidative Stress and Restore the Markers of Epithelial Integrity in an In Vitro Model of Age-Related Macular Degeneration. *Int J Mol Sci*. 2024 Jun 10;25(12):6404. <https://doi.org/10.3390/ijms25126404>. PMID: 38928111
- Alharbi SS, Albalawi AA Sr, Al Madshush AM, et al. Association Between Lower Levels of Vitamin D and Inflammation in the Geriatric Population: A Systematic Review and Meta-Analysis. *Cureus*. 2024 May 23;16(5):e60892. <https://doi.org/10.7759/cureus.60892>. eCollection 2024 May. PMID: 38910627
- Androutsakos T, Politou M, Boti S, et al. Prevalence and Causes of Vitamin D Deficiency in a Cohort of Greek HIV-Infected Individuals: A Prospective, Single Center, Observational Study. *Curr HIV Res*. 2024 Jun 13. <https://doi.org/10.2174/011570162X302844240605104855>. Online ahead of print. PMID: 38874038
- EFSA Panel on Nutrition, Novel Foods and Food Allergens (NDA); Turck D, Bohn T, et

IMMUNOLOGIA

- Zhang P, Xu Q, Zhu R. Vitamin D and allergic diseases. *Front Immunol*. 2024 Jul 4;15:1420883. <https://doi.org/10.3389/fimmu.2024.1420883>. eCollection 2024. PMID: 39026686
- Shalaby R, Nawawy ME, Selim K, et al. The role of vitamin D in amelioration of oral lichen planus and its effect on salivary and tissue IFN-gamma level: a randomized clinical trial. *BMC Oral Health*. 2024 Jul 17;24(1):813. <https://doi.org/10.1186/s12903-024-04239-0>. PMID: 39020381

- al. Safety of vitamin D(2) mushroom powder as a Novel food pursuant to Regulation (EU) 2015/2283 (NF 2020/2226). *EFSA J.* 2024 Jun 12;22(6):e8817. <https://doi.org/10.2903/j.efsa.2024.8817>. eCollection 2024 Jun. PMID: 38868108
- Zheng X, Huang Y, Yang M, et al. Vitamin D is involved in the effects of the intestinal flora and its related metabolite TMAO on perirenal fat and kidneys in mice with DKD. *Nutr Diabetes.* 2024 Jun 10;14(1):42. <https://doi.org/10.1038/s41387-024-00297-z>. PMID: 38858392
 - Izquierdo JM. Vitamin D-dependent microbiota-enhancing tumor immunotherapy. *Cell Mol Immunol.* 2024 May 31. <https://doi.org/10.1038/s41423-024-01184-4>. Online ahead of print. PMID: 38822077
 - Baba SM, Shafi T, Rasool R, et al. Molecular investigation of vitamin D receptor (VDR) genetic variants and their impact on VDR mRNA and serum vitamin D levels in allergic rhinitis in an Indian population: A case-control study. *Int J Immunogenet.* 2024 May 29. <https://doi.org/10.1111/iji.12679>. Online ahead of print. PMID: 38809236
 - Murdaca G, Tagliafico L, Page E, et al. Gender Differences in the Interplay between Vitamin D and Microbiota in Allergic and Autoimmune Diseases. *Biomedicines.* 2024 May 7;12(5):1023. <https://doi.org/10.3390/biomedicines12051023>. PMID: 38790985
 - Lufi LL, Shaaban MI, Elshaer SL. Vitamin D and vitamin K1 as novel inhibitors of biofilm in Gram-negative bacteria. *BMC Microbiol.* 2024 May 18;24(1):173. <https://doi.org/10.1186/s12866-024-03293-6>. PMID: 38762474
 - Flemming A. Connecting vitamin D, the microbiome and anticancer immunity. *Nat Rev Immunol.* 2024 Jun;24(6):378. <https://doi.org/10.1038/s41577-024-01044-2>. PMID: 38745002
 - Funk L, Trampisch US, Pourhassan M, et al. Is There an Association Between Inflammation and Serum-Vitamin D? - Results of a Retrospective Analysis of Hospitalized Geriatric Patients. *Clin Interv Aging.* 2024 May 9;19:763-768. <https://doi.org/10.2147/CIA.S447678>. eCollection 2024. PMID: 38741720
 - Hardiyanti W, Djabir YY, Fatiah D, et al. Evaluating the Impact of Vitamin D(3) on NF-kappaB and JAK/STAT Signaling Pathways in *Drosophila melanogaster*. *ACS Omega.* 2024 Apr 25;9(18):20135-20141. <https://doi.org/10.1021/acsomega.4c00134>. eCollection 2024 May 7. PMID: 38737056
 - Birinci M, Hakyemez ÖS, Geçkalan MA, et al. Effect of Vitamin D Deficiency on Periprosthetic Joint Infection and Complications After Primary Total Joint Arthroplasty. *J Arthroplasty.* 2024 May 10:S0883-5403(24)00445-5. <https://doi.org/10.1016/j.arth.2024.05.012>. Online ahead of print. PMID: 38734328
 - Ashoor TM, Abd Elazim AEH, Mustafa ZAE, et al. Outcomes of High-Dose Versus Low-Dose Vitamin D on Prognosis of Sepsis Requiring Mechanical Ventilation: A Randomized Controlled Trial. *J Intensive Care Med.* 2024 May 5:8850666241250319. <https://doi.org/10.1177/08850666241250319>. Online ahead of print. PMID: 38706151
 - Gerhards C, Teufel A, Gerigk M, et al. Potential role of Vitamin D in immune response in patients with viral hepatitis. *Nutrition.* 2024 Aug;124:112447. <https://doi.org/10.1016/j.nut.2024.112447>. Epub 2024 Mar 30. PMID: 38669827
 - Hsu MS, Chung TC, Wang PH, et al. Revisiting the association between vitamin D deficiency and active tuberculosis: A prospective case-control study in Taiwan. *J Microbiol Immunol Infect.* 2024 Jun;57(3):490-497. <https://doi.org/10.1016/j.jmii.2024.03.005>. Epub 2024 Mar 28. PMID: 38594108
 - Rose H, Jaffey JA, Cammarano K, et al. Serum vitamin D metabolite and acute-phase protein concentrations are frequently abnormal in a cohort of hospitalized dogs and cats. *J Am Vet Med Assoc.* 2024 Mar 27;262(7):928-939. <https://doi.org/10.2460/javma.23.12.0676>. Print 2024 Jul 1. PMID: 38537373
 - Yeh WZ, Gresle M, Lea R, et al. The immune cell transcriptome is modulated by vitamin D(3) supplementation in people with a first demyelinating event participating in a randomized placebo-controlled trial. *Clin Immunol.* 2024 May;262:110183. <https://doi.org/10.1016/j.clim.2024.110183>. Epub 2024 Mar 11. PMID: 38479439
 - Dai Y, Wei Y, Fu J, et al. The current application and research progress of vitamin D in improving the efficacy of tuberculosis treatment. *Minerva Surg.* 2024 Jun;79(3):397-399. <https://doi.org/10.23736/S2724-5691.23.10201-2>. Epub 2024 Jan 24. PMID: 38264879
 - Ueda K, Chin SS, Sato N, et al. Prenatal vitamin D deficiency alters immune cell proportions of young adult offspring through alteration of long-term stem cell fates. *bioRxiv [Preprint].* 2024 Jun 2:2023.09.11.557255. <https://doi.org/10.1101/2023.09.11.557255>. PMID: 37745570
 - Koller K, Matos Teixeira Fonseca K, Areco KN, et al. Serum Vitamin D Levels as Biomarkers in Patients with Autoimmune Uveitis and their Possible Correlation with Disease Activity. *Ocul Immunol Inflamm.* 2024 Jul;32(5):628-635. <https://doi.org/10.1080/09273948.2023.2184699>. Epub 2023 Mar 21. PMID: 36943728
 - Sadarangani SP, Htun HL, Ling W, et al. Association of systemic vitamin D on the course of dengue virus infection in adults: a single-centre dengue cohort study at a large institution in Singapore. *Singapore Med J.* 2024 Jun 1;65(6):332-339. <https://doi.org/10.11622/smedj.2022064>. Epub 2022 Jun 2. PMID: 35651103

LABORATORIO

- Begum M, Saikia R, Saikia SP. Triple quadrupole liquid chromatography-mass spectrometry-mediated evaluation of vitamin D(2) accumulation potential, antioxidant capacities, and total polyphenol content of white jelly mushroom (*Tremella fuciformis* Berk.). *Mycologia.* 2024 May-Jun;116(3):464-474. <https://doi.org/10.1080/00275514.2024.2313435>. Epub 2024 Mar 15. PMID: 38489159
- Cavalier E, Souberbielle JC. Commentary on Understanding Elevated Vitamin D Measurements to Uncover Hypercalcemia Etiology. *Clin Chem.* 2024 Jun 3;70(6):802-803. <https://doi.org/10.1093/clinchem/hvae047>. PMID: 38825342
- Cheng WL, Chew S, Sethi SK, et al. Methanol interference in LC-MS/MS vitamin D: need for lot-to-lot verification. *Pathology.* 2024 Aug;56(5):730-732. <https://doi.org/10.1016/j.pathol.2023.10.025>. Epub 2024 Jan 18. PMID: 38395678
- Cristelo C, Sá AF, Lúcio M, et al. Vitamin D loaded into lipid nanoparticles shows insulinotropic effect in INS-1E cells. *Eur J Pharm Sci.* 2024 May 1;196:106758. <https://doi.org/10.1016/j.ejps.2024.106758>. PMID: 38395678

- doi.org/10.1016/j.ejps.2024.106758. Epub 2024 Apr 2. PMID: 38570054
- García-Domínguez M, Gutiérrez-Del-Río I, Villar CJ, et al. Structural diversification of vitamin D using microbial biotransformations. *Appl Microbiol Biotechnol.* 2024 Jul 6;108(1):409. <https://doi.org/10.1007/s00253-024-13244-w>. PMID: 38970663
 - Hamilton PK. Commentary on Understanding Elevated Vitamin D Measurements to Uncover Hypercalcemia Etiology. *Clin Chem.* 2024 Jun 3;70(6):803-804. <https://doi.org/10.1093/clinchem/hvae057>. PMID: 38825339
 - Jambo H, Dispas A, Pérez-Mayán L, et al. Comprehensive analysis of vitamin D(3) impurities in oily drug products using supercritical fluid chromatography-mass spectrometry. *Drug Test Anal.* 2024 Jul;16(7):692-707. <https://doi.org/10.1002/dta.3670>. Epub 2024 Mar 14. PMID: 38482734
 - Kerpatsou D, Olsson F, Wählén E, et al. Cellular responses to silencing of PDIA3 (protein disulphide-isomerase A3): Effects on proliferation, migration, and genes in control of active vitamin D. *J Steroid Biochem Mol Biol.* 2024 Jun;240:106497. <https://doi.org/10.1016/j.jsbmb.2024.106497>. Epub 2024 Mar 7. PMID: 38460707
 - Kingsley S, Hoover M, Pettit-Bacovin T, et al. SLIM-Based High-Resolution Ion Mobility Reveals New Structural Insights into Isomeric Vitamin D Metabolites and their Isotopologues. *J Am Soc Mass Spectrom.* 2024 May 6. <https://doi.org/10.1021/jasms.4c00116>. Online ahead of print. PMID: 38709652
 - Lidberg KA, Jones-Isaac K, Yang J, et al. Modeling cellular responses to serum and vitamin D in microgravity using a human kidney microphysiological system. *NPJ Microgravity.* 2024 Jul 9;10(1):75. <https://doi.org/10.1038/s41526-024-00415-2>. PMID: 38982119
 - Lillo S, Larsen TR, Pennerup L, et al. Long-term effects of interventions applied to optimize the use of 25-OH vitamin D tests in primary health care. *Clin Chem Lab Med.* 2024 Jan 8;62(7):e168-e171. <https://doi.org/10.1515/cclm-2023-1098>. Print 2024 Jun 25. PMID: 38176058
 - McGinty RC, Phillips KM. Quantitation of total vitamin D(2) and D(4) in UV-exposed mushrooms using HPLC with UV detection after novel two-step solid phase extraction. *Food Chem.* 2024 May 1;439:138091. <https://doi.org/10.1016/j.foodchem.2023.138091>. Epub 2023 Dec 16. PMID: 38104441
 - Nygaard RH, Lauritzen ES, Sikjær T, et al. Unmeasurable low vitamin D levels caused by a novel, homozygote loss-of-function variant in the group-specific component gene. *Eur J Endocrinol.* 2024 Jun 5;190(6):K53-K56. <https://doi.org/10.1093/ejendo/lvae061>. PMID: 38788201
 - Perales-Afán JJ, Aparicio-Pelaz D, López-Triguero S, et al. Direct and indirect reference intervals of 25-hydroxyvitamin D: it is not a real vitamin D deficiency pandemic. *Biochem Med (Zagreb).* 2024 Jun 15;34(2):020706. <https://doi.org/10.11613/BM.2024.020706>. PMID: 38882584
 - Piccolini A, Grizzi F, Monari M, et al. Preliminary findings on vitamin D 25-OH levels in urine analysis: implications for clinical practice. *BJU Int.* 2024 Jun 24. <https://doi.org/10.1111/bju.16443>. Online ahead of print. PMID: 38923282
 - Saad SM, Khan AR, Khan KM, et al. Problems in Commercial Kits of 25-Hydroxy Vitamin D and the Development of Simple, Robust and Faster HPLC Method. *J Chromatogr Sci.* 2024 Jun 23:bmae042. <https://doi.org/10.1093/chromsci/bmae042>. Online ahead of print. PMID: 38912668
 - Sajid U, Orton D, Kaufmann M, et al. Understanding Elevated Vitamin D Measurements to Uncover Hypercalcemia Etiology. *Clin Chem.* 2024 Jun 3;70(6):798-802. <https://doi.org/10.1093/clinchem/hvae044>. PMID: 38825340
 - Shahidzadeh Yazdi Z, Streeten EA, et al. Value of Vitamin D Metabolite Ratios in 3 Patients as Diagnostic Criteria to Assess Vitamin D Status. *JCEM Case Rep.* 2024 Jun 28;2(7):luae095. <https://doi.org/10.1210/jcemcr/luae095>. eCollection 2024 Jul. PMID: 38947416
 - Uga M, Kaneko I, Shiozaki Y, et al. The Role of Intestinal Cytochrome P450s in Vitamin D Metabolism. *Biomolecules.* 2024 Jun 17;14(6):717. <https://doi.org/10.3390/biom14060717>. PMID: 38927120
 - Usama, Khan Z, Ali A, et al. Differential glycosylation in mutant vitamin D-binding protein decimates the binding stability of vitamin D. *J Biomol Struct Dyn.* 2024 Jul;42(10):5365-5375. <https://doi.org/10.1080/07391102.2023.2226742>. Epub 2023 Jun 25. PMID: 37357441
 - Villamayor N, Villaseñor MJ, Ríos Á. Selective dual sensing strategy for free and vitamin D(3) micelles in food samples based on S,N-GQDs photoinduced electron transfer. *Anal Bioanal Chem.* 2024 Jul;416(18):4173-4191. <https://doi.org/10.1007/s00216-024-05344-3>. Epub 2024 May 25. PMID: 38795215
 - Weiler HA, Bielecki A, Fu W, et al. Cholesterol Interference in the Assessment of Vitamin D Status: A Canadian Health Measures Survey Biobank Project. *J Nutr.* 2024 May;154(5):1676-1685. <https://doi.org/10.1016/j.tjnut.2024.04.003>. Epub 2024 Apr 4. PMID: 38582388
 - You T, Muhamad N, Jenner J, et al. The pharmacokinetic differences between 10- and 15-mug daily vitamin D doses. *Br J Clin Pharmacol.* 2024 Jun 26. <https://doi.org/10.1111/bcp.16146>. Online ahead of print. PMID: 38926090
 - Zhou F, Jamilian A, Prabakar K, et al. The effect of vitamin D2 supplementation on vitamin D levels in humans: A time and dose-response meta-analysis of randomized controlled trials. *Steroids.* 2024 May;205:109394. <https://doi.org/10.1016/j.steroids.2024.109394>. Epub 2024 Mar 6. PMID: 38458370

MISCELLANEA

- Hussein AS, Rosli RA, Ramle RS, et al. The impact of vitamin D deficiency on caries, periodontitis, and oral cancer: A systematic review. *Saudi Dent J.* 2024 Jul;36(7):970-979. <https://doi.org/10.1016/j.sdentj.2024.04.012>. Epub 2024 Apr 30. PMID: 39035557
- Buttriss J. Is it time to routinely fortify food or drink with vitamin D in the UK? *Nutr Bull.* 2024 Jul 21. <https://doi.org/10.1111/mbu.12697>. Online ahead of print. PMID: 39034614
- Chen Z, Zhang C, Jiang J, et al. The efficacy of vitamin D supplementation in dry eye disease: A systematic review and meta-analysis. *Cont Lens Anterior Eye.* 2024 Jul 17:102169. <https://doi.org/10.1016/j.clae.2024.102169>. Online ahead of print. PMID: 39025755
- Silvagno F, Bergandi L. Editorial of Spe-

- cial Issue "The Role of Vitamin D in Human Health and Diseases 3.0". *Int J Mol Sci.* 2024 Jun 29;25(13):7170. <https://doi.org/10.3390/ijms25137170>. PMID: 39000277
- Riccio P. Vitamin D, the Sunshine Molecule That Makes Us Strong: What Does Its Current Global Deficiency Imply? *Nutrients.* 2024 Jun 26;16(13):2015. <https://doi.org/10.3390/nu16132015>. PMID: 38999763
 - Jain SK, Justin Margret J, Abrams SA, et al. The Impact of Vitamin D and L-Cysteine Co-Supplementation on Upregulating Glutathione and Vitamin D-Metabolizing Genes and in the Treatment of Circulating 25-Hydroxy Vitamin D Deficiency. *Nutrients.* 2024 Jun 24;16(13):2004. <https://doi.org/10.3390/nu16132004>. PMID: 38999752
 - Riquelme N, Robert P, Arancibia C. Deserts Enriched with a Nanoemulsion Loaded with Vitamin D(3) and Omega-3 Fatty Acids for Older People. *Foods.* 2024 Jun 29;13(13):2073. <https://doi.org/10.3390/foods13132073>. PMID: 38998579
 - Ouedrhiri W, Bennis I, El Arroussi H. Recent advances in microalgae-based vitamin D metabolome: Biosynthesis, and production. *Bioresour Technol.* 2024 Jul 7;407:131078. <https://doi.org/10.1016/j.biortech.2024.131078>. Online ahead of print. PMID: 38977035
 - Dhar P, Moodithaya S, Patil P, et al. A hypothesis: MiRNA-124 mediated regulation of sirtuin 1 and vitamin D receptor gene expression accelerates aging. *Aging Med (Milltown).* 2024 Jun 15;7(3):320-327. <https://doi.org/10.1002/agm2.12330>. eCollection 2024 Jun. PMID: 38975301
 - Lee YJ, Jung JH, Chung JW. The Relationship Between Lower Vitamin D Levels and Hearing Loss in Older Adults. *J Audiol Otol.* 2024 Jul 9. <https://doi.org/10.7874/jao.2023.00458>. Online ahead of print. PMID: 38973327
 - Abraham B, Shakeela H, Devendra LP, et al. Lignin nanoparticles from Ayurvedic industry spent materials: Applications in Pickering emulsions for curcumin and vitamin D(3) encapsulation. *Food Chem.* 2024 Jul 2;458:140284. <https://doi.org/10.1016/j.foodchem.2024.140284>. Online ahead of print. PMID: 38970952
 - Liu H, Bai Y. Association Among Vitamin D Supplementation, Serum 25(OH)D Concentrations, and Mortality Risk: A Prospective Cohort Study Using NHANES 2007-2018 Data. *Ther Drug Monit.* 2024 Jul 5. <https://doi.org/10.1097/FTD.0000000000001229>. Online ahead of print. PMID: 38967521
 - Yang X, Qi X, Zuo K, et al. Vitamin D alleviation of oxidative stress in human retinal pigment epithelial cells. *Int Ophthalmol.* 2024 Jul 4;44(1):314. <https://doi.org/10.1007/s10792-024-03240-4>. PMID: 38965086
 - Dong S, Yang F, Zhang Y, et al. Effect of X-ray irradiation on renal excretion of bestatin through down-regulating organic anion transporters via the vitamin D receptor in rats. *Chem Biol Interact.* 2024 Jul 2;399:111123. <https://doi.org/10.1016/j.cbi.2024.111123>. Online ahead of print. PMID: 38964638
 - Gbadamosi I, Yawson EO, Akesinro J, et al. Vitamin D attenuates monosodium glutamate-induced behavioural anomalies, metabolic dysregulation, cholinergic impairment, oxidative stress, and astrogliosis in rats. *Neurotoxicology.* 2024 Jul 3;103:297-309. <https://doi.org/10.1016/j.neuro.2024.06.015>. Online ahead of print. PMID: 38964510
 - Aktar A, Toker MB, Koca D, et al. The effects of supplementation of vitamin D to the egg-yolk extender on cryopreservation of ram semen. *Vet Med Sci.* 2024 Jul;10(4):e1526. <https://doi.org/10.1002/vms3.1526>. PMID: 38963182
 - Aydemir E, Malkoç Şen E, Aksoy Aydemir G, et al. Relationship between histopathological findings of patients with dermatochalasis and vitamin D deficiency. *Int Ophthalmol.* 2024 Jul 3;44(1):309. <https://doi.org/10.1007/s10792-024-03209-3>. PMID: 38960909
 - Żórawska J, Szczepaniak W. [The problem of increased vitamin D(3) level in a group of patients hospitalized in a geriatrics clinic]. *Med Pr.* 2024 Jun 26:188616. <https://doi.org/10.13075/mp.5893.01517>. Online ahead of print. PMID: 38934392
 - Renostro-Souza A, Fonseca-Souza G, Kuchler EC, et al. Association of defects of enamel with polymorphisms in the vitamin D receptor and parathyroid hormone genes. *Braz Dent J.* 2024 Jun 24;35:e245900. <https://doi.org/10.1590/O103-6440202405900>. eCollection 2024. PMID: 38922252
 - Cunha Amaral D, Takahashi R, Moraes HMV, et al. Vitamin D Levels in Patients with Noninfectious Uveitis: A Systematic Review and Meta-Analysis. *Ocul Immunol Inflamm.* 2024 Jun 25:1-9. <https://doi.org/10.1080/09273948.2024.2367676>. Online ahead of print. PMID: 38916195
 - Paul S, Kaushik R, Chawla P, et al. Vitamin-D as a multifunctional molecule for overall well-being: An integrative review. *Clin Nutr ESPEN.* 2024 Aug;62:10-21. <https://doi.org/10.1016/j.clnesp.2024.04.016>. Epub 2024 May 11. PMID: 38901929
 - Xu L, Yuan P, Liu W, et al. Magnesium status modulating the effect of serum vitamin D levels on retinopathy: National Health and Nutrition Examination Survey 2005 to 2008. *Front Nutr.* 2024 Jun 4;11:1408497. <https://doi.org/10.3389/fnut.2024.1408497>. eCollection 2024. PMID: 38895658
 - Occhiuto M, Pepe J, Colangelo L, et al. Effect of 2 Years of Monthly Calcifediol Administration in Postmenopausal Women with Vitamin D Insufficiency. *Nutrients.* 2024 Jun 3;16(11):1754. <https://doi.org/10.3390/nu16111754>. PMID: 38892687
 - Wimalawansa SJ. Physiology of Vitamin D-Focusing on Disease Prevention. *Nutrients.* 2024 May 29;16(11):1666. <https://doi.org/10.3390/nu16111666>. PMID: 38892599
 - Solnier J, Chang C, Zhang Y, et al. A Comparison and Safety Evaluation of Micellar versus Standard Vitamin D(3) Oral Supplementation in a Randomized, Double-Blind Human Pilot Study. *Nutrients.* 2024 May 22;16(11):1573. <https://doi.org/10.3390/nu16111573>. PMID: 38892507
 - Hung M, Patel H, Lee S, et al. The Influence of Vitamin D Levels on Dental Caries: A Retrospective Study of the United States Population. *Nutrients.* 2024 May 22;16(11):1572. <https://doi.org/10.3390/nu16111572>. PMID: 38892506
 - Wang JY, Chang HC, Lin CH. Vitamin D is involved in the regulation of Cl(-) uptake in zebrafish (*Danio rerio*). *Comp Biochem Physiol A Mol Integr Physiol.*

- 2024 Jun 15;296:111678. <https://doi.org/10.1016/j.cbpa.2024.111678>. Online ahead of print. PMID: 38885808
- Trailokya A. Its High Time to Correct Vitamin D Levels to the Optimum. *J Assoc Physicians India*. 2024 Jun;72(6):109. <https://doi.org/10.59556/japi.72.0551>. PMID: 38881148
 - Davey Smith G. Non-linear Mendelian randomization publications on vitamin D report spurious findings and require major correction. *Eur Heart J*. 2024 Jun 17:ehae264. <https://doi.org/10.1093/eurheartj/ehae264>. Online ahead of print. PMID: 38881101
 - Childs-Sanford SE, Kiso WK, Schmitt DL. SERUM VITAMIN D AND SELECTED BIOMARKERS OF CALCIUM HOMEOSTASIS IN ASIAN ELEPHANTS (*ELEPHAS MAXIMUS*) MANAGED AT A LOW LATITUDE. *J Zoo Wildl Med*. 2024 Jun;55(2):430-435. <https://doi.org/10.1638/2023-0082>. PMID: 38875199
 - Saeidlou SN, Vahabzadeh D, Karimi F, et al. Determining the vitamin D supplementation duration to reach an adequate or optimal vitamin D status and its effect on blood lipid profiles: a longitudinal study. *J Health Popul Nutr*. 2024 Jun 12;43(1):81. <https://doi.org/10.1186/s41043-024-00576-6>. PMID: 38867281
 - Gürhan C, Saruhan E. Pulp stones: any relevance with the levels of serum calcium, parathyroid hormone, vitamin D and uric acid. *Restor Dent Endod*. 2024 Mar 26;49(2):e17. <https://doi.org/10.5395/rde.2024.49.e17>. eCollection 2024 May. PMID: 38841388
 - Harvey NC, Ward KA, Agnusdei D, et al. Optimisation of vitamin D status in global populations. *Osteoporos Int*. 2024 Jun 5. <https://doi.org/10.1007/s00198-024-07127-z>. Online ahead of print. PMID: 38836946
 - [No authors listed] Correction to: Calcifediol is superior to cholecalciferol in improving vitamin D status in postmenopausal women: a randomized trial. *J Bone Miner Res*. 2024 Jun 4:zjae081. <https://doi.org/10.1093/jbmr/zjae081>. Online ahead of print. PMID: 38832866
 - Zhao S, Qian F, Wan Z, et al. Vitamin D and major chronic diseases. *Trends Endocrinol Metab*. 2024 May 31:S1043-2760(24)00112-7. <https://doi.org/10.1016/j.tem.2024.04.018>. Online ahead of print. PMID: 38824035
 - Mäkitaipale J, Opsomer H, Steiner R, et al. Serum vitamin D concentrations in rabbits (*Oryctolagus cuniculus*) are more affected by UVB irradiation of food than irradiation of animals. *Vet J*. 2024 May 28;306:106149. <https://doi.org/10.1016/j.tvjl.2024.106149>. Online ahead of print. PMID: 38815799
 - Eliason O, Malitsky S, Panizel I, et al. The photo-protective role of vitamin D in the microalga *Emiliania huxleyi*. *iScience*. 2024 May 6;27(6):109884. <https://doi.org/10.1016/j.isci.2024.109884>. eCollection 2024 Jun 21. PMID: 38799580
 - Kift RC, Webb AR. Globally Estimated UVB Exposure Times Required to Maintain Sufficiency in Vitamin D Levels. *Nutrients*. 2024 May 15;16(10):1489. <https://doi.org/10.3390/nu16101489>. PMID: 38794727
 - Yestemirova GA, Yessimsitova ZB, Danilenko M. Protective Effects of Dietary Vitamin D(3), Turmeric Powder, and Their Combination against Gasoline Intoxication in Rats. *Pharmaceuticals (Basel)*. 2024 May 10;17(5):619. <https://doi.org/10.3390/ph17050619>. PMID: 38794189
 - Demir FA, Bingöl G, Ersoy İ, et al. The Relationship between Frontal QRS-T Angle and Vitamin D Deficiency. *Medicina (Kaunas)*. 2024 May 7;60(5):776. <https://doi.org/10.3390/medicina60050776>. PMID: 38792959
 - Hamilton FW, Hughes DA, Spiller W, et al. Non-linear Mendelian randomization: detection of biases using negative controls with a focus on BMI, Vitamin D and LDL cholesterol. *Eur J Epidemiol*. 2024 May;39(5):451-465. <https://doi.org/10.1007/s10654-024-01113-9>. Epub 2024 May 25. PMID: 38789826
 - Sánchez-Pérez JF, ComendadorJiménez B, Castro E, et al. Characterization of the effects of vitamin D synthesis and sunburn in the population due to solar radiation exposure using PROBIT methodology. *Heliyon*. 2024 May 11;10(10):e30864. <https://doi.org/10.1016/j.heliyon.2024.e30864>. eCollection 2024 May 30. PMID: 38784536
 - Kong SH. Insights from Decades of Supplementing Calcium and Vitamin D. *Endocrinol Metab (Seoul)*. 2024 Jun;39(3):445-447. <https://doi.org/10.3803/EnM.2024.2016>. Epub 2024 May 23. PMID: 38778478
 - Bislev LS, Rejnmark L. Is it time for a genuine placebo-controlled trial on effects of vitamin D? *J Clin Endocrinol Metab*. 2024 May 17:dgae345. <https://doi.org/10.1210/clinem/dgae345>. Online ahead of print. PMID: 38758974
 - Vieira A, Meza J, Garretton R, et al. Low Expression of Vitamin D Receptor in Patients With Dry Eye Disease. *Cornea*. 2024 May 14. <https://doi.org/10.1097/ICO.0000000000003555>. Online ahead of print. PMID: 38743785
 - Wang AY, Yeh YC, Cheng KH, et al. Efficacy and safety of enteral supplementation with high-dose vitamin D in critically ill patients with vitamin D deficiency. *J Formos Med Assoc*. 2024 May 9:S0929-6646(24)00241-9. <https://doi.org/10.1016/j.jfma.2024.05.005>. Online ahead of print. PMID: 38729818
 - Järvelin UM, Järvelin JM. Significance of vitamin D responsiveness on the etiology of vitamin D-related diseases. *Steroids*. 2024 Jul;207:109437. <https://doi.org/10.1016/j.steroids.2024.109437>. Epub 2024 May 7. PMID: 38723841
 - Singh P, Gupta A. Letter Regarding: Safety and Efficacy of Topical Vitamin D in the Management of Dry Eye Disease Associated With Meibomian Gland Dysfunction: A Placebo-Controlled Double-Blind Randomized Controlled Trial. *Cornea*. 2024 May 8. <https://doi.org/10.1097/ICO.0000000000003582>. Online ahead of print. PMID: 38722672
 - Cavalier E, Makris K, Heijboer AC, et al. Vitamin D: Analytical Advances, Clinical Impact, and Ongoing Debates on Health Perspectives. *Clin Chem*. 2024 May 7:hvae056. <https://doi.org/10.1093/clinchem/hvae056>. Online ahead of print. PMID: 38712647
 - Huang JR, Song JR, Cai WS, et al. Enhancing vitamin D(3) bioaccessibility: Unveiling hydrophobic interactions in soybean protein isolate and vitamin D(3) binding via an infant in vitro digestion model. *Food Chem*. 2024 Sep 1;451:139507. <https://doi.org/10.1016/j.foodchem.2024.139507>. Epub 2024 Apr 29. PMID: 38696940

- Kwon HJ. Knockdown of vitamin D receptor affects early stages of pectoral fin development in zebrafish. *Anat Histol Embryol.* 2024 May;53(3):e13044. <https://doi.org/10.1111/ahe.13044>. PMID: 38695121
- Olszewska AM, Zmijewski MA. Genomic and non-genomic action of vitamin D on ion channels - Targeting mitochondria. *Mitochondrion.* 2024 Jul;77:101891. <https://doi.org/10.1016/j.mito.2024.101891>. Epub 2024 Apr 30. PMID: 38692383
- Guida F, Iannotta M, Perrone M, et al. PEA-OXA restores cognitive impairments associated with vitamin D deficiency-dependent alterations of the gut microbiota. *Biomed Pharmacother.* 2024 Jun;175:116600. <https://doi.org/10.1016/j.biopha.2024.116600>. Epub 2024 Apr 25. PMID: 38670046
- Ma N, Cui X, Niu W. Vitamin D supplements and future fracture risk among Mongolian schoolchildren. *Lancet Diabetes Endocrinol.* 2024 May;12(5):300. [https://doi.org/10.1016/S2213-8587\(24\)00061-5](https://doi.org/10.1016/S2213-8587(24)00061-5). PMID: 38663946
- Martineau AR, Khudyakov P, Ganmaa D. Vitamin D supplements and future fracture risk among Mongolian schoolchildren - Author's reply. *Lancet Diabetes Endocrinol.* 2024 May;12(5):300-301. [https://doi.org/10.1016/S2213-8587\(24\)00060-3](https://doi.org/10.1016/S2213-8587(24)00060-3). PMID: 38663945
- Sun Y, Alessandrini L, Angeloni S, et al. From 7-dehydrocholesterol to vitamin D(3): Optimization of UV conversion procedures toward the valorization of fish waste matrices. *Food Chem X.* 2024 Apr 9;22:101373. <https://doi.org/10.1016/j.fochx.2024.101373>. eCollection 2024 Jun 30. PMID: 38633740
- Kundu G, Shetty R, Modak D, et al. Vitamin D and tear fluid cytokines in predicting outcomes in viral conjunctivitis - A new outlook. *Indian J Ophthalmol.* 2024 Jul 1;72(Suppl 4):S702-S708. https://doi.org/10.4103/IJO.IJO_2345_23. Epub 2024 Apr 16. PMID: 38622859
- Fabisiak A, Brzeminski P, Sicinski RR, et al. Design, synthesis, and biological activity of D-bishomo-1alpha,25-dihydroxyvitamin D(3) analogs and their crystal structures with the vitamin D nuclear receptor. *Eur J Med Chem.* 2024 May 5;271:116403. <https://doi.org/10.1016/j.ejmech.2024.116403>. Epub 2024 Apr 10. PMID: 38615411
- Ferro-Costas D, Sánchez-Murcia PA, Fernández-Ramos A. Unraveling the Catalytic Mechanism of beta-Cyclodextrin in the Vitamin D Formation. *J Chem Inf Model.* 2024 May 13;64(9):3865-3873. <https://doi.org/10.1021/acs.jcim.3c02049>. Epub 2024 Apr 10. PMID: 38598310
- Stein HH. Review: Aspects of digestibility and requirements for minerals and vitamin D by growing pigs and sows. *Animal.* 2024 Jun;18 Suppl 1:101125. <https://doi.org/10.1016/j.animal.2024.101125>. Epub 2024 Mar 8. PMID: 38575402
- Asante EO, Chen Y, Eldholm RS, et al. Associations of Serum Vitamin D With Dental Caries and Periodontitis: The HUNT Study. *Int Dent J.* 2024 Jun;74(3):500-509. <https://doi.org/10.1016/j.identj.2024.03.005>. Epub 2024 Apr 1. PMID: 38565436
- Aliyeva A, Han JS, Kim Y, et al. Vitamin D Deficiency as a Risk Factor of Tinnitus: An Epidemiological Study. *Ann Otol Rhinol Laryngol.* 2024 Jul;133(7):647-653. <https://doi.org/10.1177/00034894241242330>. Epub 2024 Mar 28. PMID: 38545900
- Francis JR, Barber HD, Beals D, et al. The Relationship of Low-Serum Vitamin D and Early Dental Implant Failure. *J Oral Implantol.* 2024 Jun 1;50(3):215-218. <https://doi.org/10.1563/aaid-joi-D-23-00168>. PMID: 38530826
- Liu Y, Wu Y, Hu X, et al. The role of vitamin D receptor in predentin mineralization and dental repair after injury. *Cell Tissue Res.* 2024 Jun;396(3):343-351. <https://doi.org/10.1007/s00441-024-03886-7>. Epub 2024 Mar 16. PMID: 38492000
- Wang Y, Liu J, Xiao H, et al. Dietary intakes of vitamin D promote growth performance and disease resistance in juvenile grass carp (*Ctenopharyngodon idella*). *Fish Physiol Biochem.* 2024 Jun;50(3):1189-1203. <https://doi.org/10.1007/s10695-024-01330-9>. Epub 2024 Mar 1. PMID: 38427282
- Cashman KD. Vitamin D fortification of foods - sensory, acceptability, cost, and public acceptance considerations. *J Steroid Biochem Mol Biol.* 2024 May;239:106494. <https://doi.org/10.1016/j.jsbmb.2024.106494>. Epub 2024 Feb 25. PMID: 38412925
- Dominiak M, Leszczyszyn A, Łączmańska I, et al. Relationship in development of malocclusions to polymorphisms of selected vitamin D receptors. *Adv Clin Exp Med.* 2024 Jun;33(6):601-608. <https://doi.org/10.17219/acem/169977>. PMID: 38353502
- Nölle N, Hörnstein A, Lambert C. Vitamin D fortification of selected edible insect species through UVB-treatment. *Food Chem.* 2024 Jun 30;444:138679. <https://doi.org/10.1016/j.foodchem.2024.138679>. Epub 2024 Feb 5. PMID: 38341920
- Dhaif YG, Garcia-Sanchez R, Albuquerque R, et al. The association between vitamin D binding protein levels and periodontal status: A systematic review. *J Periodontol Res.* 2024 Jun;59(3):421-430. <https://doi.org/10.1111/jre.13232>. Epub 2024 Jan 28. PMID: 38282328
- Vollú AL, Pintor AVB, Marañón-Vásquez GA, et al. Are low serum levels of Vitamin D associated with dental developmental defects in primary teeth? A systematic review. *Evid Based Dent.* 2024 Jun;25(2):110. <https://doi.org/10.1038/s41432-023-00967-4>. Epub 2024 Jan 10. PMID: 38200326
- Ren Y, Li J, Xia F. Assessment of vitamin D deficiency in recurrent BPPV patients: A cross-sectional study. *Am J Otolaryngol.* 2024 May;Jun;45(3):104212. <https://doi.org/10.1016/j.amjoto.2023.104212>. Epub 2024 Jan 2. PMID: 38176205
- Zavala S, Pape KO, Walroth TA, et al. Vitamin D Deficiency Is Associated With Increased Length of Stay After Acute Burn Injury: A Multicenter Analysis. *J Burn Care Res.* 2024 May 6;45(3):728-732. <https://doi.org/10.1093/jbcr/irad201>. PMID: 38141248
- Hassanpour K, Langari F, Akbarzadeh AR, et al. Safety and Efficacy of Topical Vitamin D in the Management of Dry Eye Disease Associated With Meibomian Gland Dysfunction: A Placebo-Controlled Double-Blind Randomized Controlled Trial. *Cornea.* 2024 May 1;43(5):552-563. <https://doi.org/10.1097/ICO.0000000000003400>. Epub 2023 Oct 9. PMID: 37815305
- Elliott TM, Gordon LG, Webb A, et al. Making the sunshine vitamin - How much sun exposure is needed to maintain 25-hydroxy vitamin D concentration? *Photochem Photobiol.* 2024 May;Jun;100(3):746-755. <https://doi.org/10.1111/php.13854>. Epub 2023 Sep 10. PMID: 37691266

- Wolf AT, Klawe J, Liu B, et al. Association Between Serum Vitamin D Levels and Myopia in the National Health and Nutrition Examination Survey (2001-2006). *Ophthalmic Epidemiol.* 2024 Jun;31(3):229-239. <https://doi.org/10.1080/09286586.2023.2232460>. Epub 2023 Jul 6. PMID: 37415384
- Pérez-Alonso M, Calero-Paniagua I, Usategui-Martin R, et al. Genistein supplementation has no effects on vitamin D levels in healthy Spanish postmenopausal women. *Int J Vitam Nutr Res.* 2024 Jun;94(3-4):171-176. <https://doi.org/10.1024/0300-9831/a000781>. Epub 2023 Mar 15. PMID: 36919425

NEFROLOGIA

- Christodoulou M, Aspray TJ, Piec I, et al. Alterations in regulators of the renal-bone axis, inflammation and iron status in older people with early renal impairment and the effect of vitamin D supplementation. *Age Ageing.* 2024 May 1;53(5):afae096. <https://doi.org/10.1093/ageing/afae096>. PMID: 38770543
- Gao J, Song X, Ou H, et al. The association between vitamin D and the progression of diabetic nephropathy: insights into potential mechanisms. *Front Med (Lausanne).* 2024 Jun 24;11:1388074. <https://doi.org/10.3389/fmed.2024.1388074>. eCollection 2024. PMID: 38978780
- Gürtan E, Işıkkay I, Göçmen AY, et al. Effects of Klotho protein, vitamin D, and oxidative stress parameters on urinary stone formation and recurrence. *Int Urol Nephrol.* 2024 May;56(5):1595-1603. <https://doi.org/10.1007/s11255-023-03929-y>. Epub 2024 Jan 9. PMID: 38194188
- Hsu S, Zelnick LR, Buring JE, et al. Effects of Vitamin D 3 Supplementation on Incident Fractures by eGFR in VITAL. *Clin J Am Soc Nephrol.* 2024 May 1;19(5):638-640. <https://doi.org/10.2215/CJN.000000000000434>. Epub 2024 Jan 24. PMID: 38265769
- Jørgensen HS, de Looer H, Billen J, et al. Vitamin D Metabolites Before and After Kidney Transplantation in Patients Who Are Anephric. *Am J Kidney Dis.* 2024 May 23:S0272-6386(24)00782-0. <https://doi.org/10.1053/j.ajkd.2024.03.025>. Online ahead of print. PMID: 38796137
- Libório AB. Vitamin D metabolism in critically ill patients with acute kidney injury: not a sole player. *Crit Care.* 2024 May 24;28(1):175. <https://doi.org/10.1186/s13054-024-04965-5>. PMID: 38790054
- Li J, Ke K, Zhang B, et al. Association of single nucleotide genetic polymorphisms of vitamin D receptor and calcium-sensitive receptor with calcium-containing kidney stones in Chinese Dai populations: a prospective multi-center study. *Int Urol Nephrol.* 2024 Jun 17. <https://doi.org/10.1007/s11255-024-04109-2>. Online ahead of print. PMID: 38886300
- Liu X, Liu Y, Zheng P, et al. Effects of active vitamin D analogs and calcimimetic agents on PTH and bone mineral biomarkers in hemodialysis patients with SHPT: a network meta-analysis. *Eur J Clin Pharmacol.* 2024 Jul 13. <https://doi.org/10.1007/s00228-024-03730-5>. Online ahead of print. PMID: 39002024
- Obaid AA, Farrash WF, Mujalli A, et al. A Quest for Potential Role of Vitamin D in Type II Diabetes Mellitus Induced Diabetic Kidney Disease. *Curr Pharm Des.* 2024 Jul 3. <https://doi.org/10.2174/0113816128296168240614071821>. Online ahead of print. PMID: 38963115
- Secondulfo C, Visco V, Virtuoso N, et al. Vitamin D: A Bridge between Kidney and Heart. *Life (Basel).* 2024 May 10;14(5):617. <https://doi.org/10.3390/life14050617>. PMID: 38792638
- Surmeli DM, Karpuzcu HC, Atmis V, et al. Impact of sarcopenia and vitamin D levels on the severity of lower urinary tract symptoms in older males. *Saudi Med J.* 2024 Jun;45(6):598-605. <https://doi.org/10.15537/smj.2024.45.6.20240166>. PMID: 38830659
- Zhao S, Chen X, Wan Z, et al. Associations of serum 25-hydroxyvitamin D and vitamin D receptor polymorphisms with risks of cardiovascular disease and mortality among patients with chronic kidney disease: a prospective study. *Am J Clin Nutr.* 2024 Jun;119(6):1397-1404. <https://doi.org/10.1016/j.ajcnut.2024.04.001>. Epub 2024 Apr 10. PMID: 38608754

NEUROLOGIA

- Abbasi H, Rahnemayan S, Alawfi JS, et al. The Link Between Vitamin D and the Risk of Aneurysmal Subarachnoid Hemorrhage: A Systematic Review. *World Neurosurg.* 2024 Jun 12:S1878-8750(24)00987-2. <https://doi.org/10.1016/j.wneu.2024.06.029>. Online ahead of print. PMID: 38876189
- Celikbilek A, Koysuren A, Konar NM. Correction to: Role of vitamin D in the association between pre-stroke sleep quality and post-stroke depression and anxiety. *Sleep Breath.* 2024 Jul 4. <https://doi.org/10.1007/s11325-024-03089-y>. Online ahead of print. PMID: 38963519
- Celikbilek A, Koysuren A, Konar NM. Role of vitamin D in the association between pre-stroke sleep quality and poststroke depression and anxiety. *Sleep Breath.* 2024 May;28(2):841-848. <https://doi.org/10.1007/s11325-023-02894-1>. Epub 2023 Aug 5. PMID: 37542680
- Chassoux F, Navarro V, Quirins M, et al. Vitamin D deficiency and effect of treatment on seizure frequency and quality of life parameters in patients with drug-resistant epilepsy: A randomized clinical trial. *Epilepsia.* 2024 Jul 9. <https://doi.org/10.1111/epi.18050>. Online ahead of print. PMID: 38980968
- Chen WY, Cheng YC, Chiu CC, et al. Effects of Vitamin D Supplementation on Cognitive Outcomes: A Systematic Review and Meta-Analysis. *Neuropsychol Rev.* 2024 Jun;34(2):568-580. <https://doi.org/10.1007/s11065-023-09598-z>. Epub 2023 Jul 7. PMID: 37418225
- Chu C, Chan YM, Tang J. Clinical Outcomes in Patients With Benign Paroxysmal Positional Vertigo and Vitamin D Deficiency: A Singaporean Perspective. *Cureus.* 2024 May 15;16(5):e60325. <https://doi.org/10.7759/cureus.60325>. eCollection 2024 May. PMID: 38883121
- Corsten CEA, Wokke BHA, Smolders J. Putative benefits of vitamin D supplements in multiple sclerosis out of reach due to sample size. *Brain.* 2024 Jul 16:awae238. <https://doi.org/10.1093/brain/awae238>. Online ahead of print. PMID: 39012817
- Erratum to: Seasonal Variations in Vitamin D Levels and the Incident Dementia Among Older Adults Aged 60 Years in the UK Biobank. *J Alzheimers Dis Rep.* 2024 May 7;8(1):791-792. <https://doi.org/10.3233/ADR-249002>. eCollection 2024. PMID: 38746642

- Ghosh A, S M, Sunny AS, et al. Prevalence and patterns of vitamin D deficiency and its role in cognitive functioning in a cohort from South India. *Sci Rep.* 2024 May 16;14(1):11215. <https://doi.org/10.1038/s41598-024-62010-5>. PMID: 38755311
- Giordano A, Clarelli F, Pignolet B, et al. Vitamin D affects the risk of disease activity in multiple sclerosis. *J Neurol Neurosurg Psychiatry.* 2024 Jul 14;jnnp-2024-334062. <https://doi.org/10.1136/jnnp-2024-334062>. Online ahead of print. PMID: 39004505
- Guo J, Mo H, Zuo L, et al. Association of physical activity and vitamin D deficiency with cognitive impairment in older adults: a population based cross-sectional analysis. *Front Nutr.* 2024 May 1;11:1390903. <https://doi.org/10.3389/fnut.2024.1390903>. eCollection 2024. PMID: 38751741
- Hafiz AA. The neuroprotective effect of vitamin D in Parkinson's disease: association or causation. *Nutr Neurosci.* 2024 Aug;27(8):870-886. <https://doi.org/10.1080/1028415X.2023.2259680>. Epub 2023 Sep 20. PMID: 37731327
- Haghmorad D, Soltanmohammadi A, Jadid Tavaf M, et al. The protective role of interaction between vitamin D, sex hormones and calcium in multiple sclerosis. *Int J Neurosci.* 2024 Jul;134(7):735-753. <https://doi.org/10.1080/00207454.2022.2147431>. Epub 2022 Nov 20. PMID: 36369838
- Hossain S, Bhattacharjee M, Rahman SS, et al. Association between Serum Vitamin D Level and Acute Ischemic Stroke. *Mymensingh Med J.* 2024 Jul;33(3):805-809. PMID: 38944725
- Intiso D, Centra AM, Gravina M, et al. Vitamin D Supplementation in Functional Recovery of Subjects with Severe Acquired Brain Injury: A Pilot Controlled Randomized Study. *Neurotrauma Rep.* 2024 Jul 1;5(1):606-616. <https://doi.org/10.1089/neur.2023.0128>. eCollection 2024. PMID: 39036429
- Kimura T, Rahmani R, Miyamoto T, et al. Vitamin D deficiency promotes intracranial aneurysm rupture. *J Cereb Blood Flow Metab.* 2024 Jul;44(7):1174-1183. <https://doi.org/10.1177/0271678X241226750>. Epub 2024 Jan 19. PMID: 38241458
- Liampas I, Bourlios S, Siokas V, et al. Vitamin D and tension-type headache: causal association or epiphenomenon? *Int J Neurosci.* 2024 May;134(5):441-451. <https://doi.org/10.1080/00207454.2022.2110495>. Epub 2022 Aug 9. PMID: 35924588
- Lin X, Zarghami A, Jelinek GA, et al. Diet and omega-3 and vitamin D supplement use predict five-year fatigue and disability trajectories in people with multiple sclerosis. *Mult Scler Relat Disord.* 2024 Jun;86:105615. <https://doi.org/10.1016/j.msard.2024.105615>. Epub 2024 Apr 8. PMID: 38636270
- Liu S, Sulovari A, Joo P, et al. Relationship between 25-hydroxy Vitamin D level and surgical site infection in spine surgery. *Surg Neurol Int.* 2024 May 24;15:173. https://doi.org/10.25259/SNI_135_2024. eCollection 2024. PMID: 38840603
- Lu T, Chen X, Zhang Q, et al. Vitamin D Relieves Epilepsy Symptoms and Neuroinflammation in Juvenile Mice by Activating the mTOR Signaling Pathway via RAF1: Insights from Network Pharmacology and Molecular Docking Studies. *Neurochem Res.* 2024 Jun 5. <https://doi.org/10.1007/s11064-024-04176-y>. Online ahead of print. PMID: 38837094
- Raczkiewicz D, Gujski M, Sarecka-Hujar B, et al. Impact of Serum Vitamin D, B6, and B12 and Cognitive Functions on Quality of Life in Peri- and Postmenopausal Polish Women. *Med Sci Monit.* 2024 May 21;30:e943249. <https://doi.org/10.12659/MSM.943249>. PMID: 38769717
- Samarakoon N, Chang T, Gunasekara V, et al. Selected serum cytokines and vitamin D levels as potential prognostic markers of acute ischemic stroke. *PLoS One.* 2024 Jun 13;19(6):e0299631. <https://doi.org/10.1371/journal.pone.0299631>. eCollection 2024. PMID: 38870172
- Semita IN, Fatmawati H, Munawir A, et al. Complete neurological recovery of spinal tuberculosis after spinal surgery and vitamin D supplementary: A case series. *Int J Surg Case Rep.* 2024 Jul 18;122:110053. <https://doi.org/10.1016/j.ijscr.2024.110053>. Online ahead of print. PMID: 39033700
- Shu C, Zheng C, Du X, et al. Exploring the role of vitamin D in cognitive function: mediation by depression with diabetes modulation in older U.S. adults, a NHANES weighted analysis. *Front Nutr.* 2024 Jun 4;11:1356071. <https://doi.org/10.3389/fnut.2024.1356071>. eCollection 2024. PMID: 38895660
- Taylor BV, Ponsonby AL, Stein M, et al. Reply: Putative benefits of vitamin D supplements in multiple sclerosis out of reach due to sample size. *Brain.* 2024 Jul 19;awae246. <https://doi.org/10.1093/brain/awae246>. Online ahead of print. PMID: 39028680
- Xia M, Zhou Q. Correlation between 25-hydroxy-vitamin D and Parkinson's disease. *IBRO Neurosci Rep.* 2023 Oct 16;16:162-167. <https://doi.org/10.1016/j.ibneur.2023.02.006>. eCollection 2024 Jun. PMID: 38318343
- Xiong J, Zhao C, Li J, et al. A systematic review and meta-analysis of the linkage between low vitamin D and the risk as well as the prognosis of stroke. *Brain Behav.* 2024 Jun;14(6):e3577. <https://doi.org/10.1002/brb3.3577>. PMID: 38873864
- Zali A, Hajyani S, Salari M, et al. Co-administration of probiotics and vitamin D reduced disease severity and complications in patients with Parkinson's disease: a randomized controlled clinical trial. *Psychopharmacology (Berl).* 2024 May 28. <https://doi.org/10.1007/s00213-024-06606-9>. Online ahead of print. PMID: 38805039
- Zhang T, Zhong J, Ji X, et al. Vitamin D add on the standard treatment for myasthenia gravis symptoms following total gastrectomy: a case report. *BMC Neurol.* 2024 Jun 5;24(1):188. <https://doi.org/10.1186/s12883-024-03687-z>. PMID: 38840065

ONCOLOGIA

- Liu B, Hou B, Zhao Y, et al. Investigating potential mechanisms of vitamin D against thyroid cancer via network pharmacology and experimental validation. *Chem Biol Drug Des.* 2024 Jul;104(1):e14586. <https://doi.org/10.1111/cbdd.14586>. PMID: 39013759
- Sajadi Kaboudi P, Halakoo M, Ezoji K, et al. Serum vitamin D and PSA in elderly men in Amirkola. *Caspian J Intern Med.* 2024 Summer;15(3):535-541. <https://doi.org/10.22088/cjim.15.3.535>. PMID: 39011431
- Swarnkar M, Kumar K, Prasad P, et al. Association Between Vitamin D Deficiency and Tumor Characteristics in Breast Cancer Patients. *Cureus.* 2024

- Jun 13;16(6):e62296. <https://doi.org/10.7759/cureus.62296>. eCollection 2024 Jun. PMID: 39006561
- Martin-Gorgojo A, Martin-Moreno JM. Insights into the Role of Vitamin D in the Prevention and Control of Cancer and Other Chronic Noncommunicable Diseases: Shedding Further Light on a Captivating Subject. *Nutrients*. 2024 Jul 8;16(13):2166. <https://doi.org/10.3390/nu16132166>. PMID: 38999912
 - Cuomo RE. The Mediating Role of Comorbidities on the Relationship Between Serum Vitamin D and Five-Year Mortality Risk in Colon Cancer Patients. *Nutr Cancer*. 2024 Jul 10:1-9. <https://doi.org/10.1080/01635581.2024.2377844>. Online ahead of print. PMID: 38988094
 - Len-Tayon K, Beraud C, Fauveau C, et al. A vitamin D-based strategy overcomes chemoresistance in prostate cancer. *Br J Pharmacol*. 2024 Jul 9. <https://doi.org/10.1111/bph.16492>. Online ahead of print. PMID: 38982588
 - Layne TM, Rothstein JH, Song X, et al. Variants in Vitamin D-related Genes and Prostate Cancer Risk in Black Men. *medRxiv*[Preprint]. 2024 Jun 30:2024.06.29.24309698. <https://doi.org/10.1101/2024.06.29.24309698>. PMID: 38978663
 - Liang E, Beshara M, Sheng H, et al. A prospective study of vitamin D, proinflammatory cytokines, and risk of fragility fractures in women on aromatase inhibitors for breast cancer. *Breast Cancer Res Treat*. 2024 Jul 8. <https://doi.org/10.1007/s10549-024-07423-6>. Online ahead of print. PMID: 38976164
 - Lin Y, Chen J, Xin S, et al. CYP24A1 affected macrophage polarization through degradation of vitamin D as a candidate biomarker for ovarian cancer prognosis. *Int Immunopharmacol*. 2024 Jul 3;138:112575. <https://doi.org/10.1016/j.intimp.2024.112575>. Online ahead of print. PMID: 38963981
 - Hu Y, Xue C, Ren S, et al. Association between vitamin D status and thyroid cancer: a meta-analysis. *Front Nutr*. 2024 Jun 18;11:1423305. <https://doi.org/10.3389/fnut.2024.1423305>. eCollection 2024. PMID: 38962442
 - Krumina E, Ocanto A, Couñago F. Vitamin D and prostate cancer prevention. *World J Clin Oncol*. 2024 Jun 24;15(6):691-694. <https://doi.org/10.5306/wjco.v15.i6.691>. PMID: 38946829
 - Pineda C, Raya AI, Morgaz J, et al. Vitamin D status in female dogs with mammary gland tumors. *J Vet Intern Med*. 2024 Jul-Aug;38(4):2257-2264. <https://doi.org/10.1111/jvim.17137>. Epub 2024 Jul 1. PMID: 38946311
 - Aloufi A, Aubee J, Vargas KM, et al. Vitamin D receptor polymorphisms and associated miRNAs in the development of breast cancer in African American women. *Gene*. 2024 Jun 28;927:148695. <https://doi.org/10.1016/j.gene.2024.148695>. Online ahead of print. PMID: 38945313
 - Gupta VK, Sahu L, Sonwal S, et al. Advances in biomedical applications of vitamin D for VDR targeted management of obesity and cancer. *Biomed Pharmacother*. 2024 Jun 26;177:117001. <https://doi.org/10.1016/j.biopha.2024.117001>. Online ahead of print. PMID: 38936194
 - Ciocarlie T, Motofelea AC, Motofelea N, et al. Exploring the Role of Vitamin D, Vitamin D-Dependent Proteins, and Vitamin D Receptor Gene Variation in Lung Cancer Risk. *Int J Mol Sci*. 2024 Jun 17;25(12):6664. <https://doi.org/10.3390/ijms25126664>. PMID: 38928369
 - Powala A, Żolek T, Brown G, et al. Structure and the Anticancer Activity of Vitamin D Receptor Agonists. *Int J Mol Sci*. 2024 Jun 16;25(12):6624. <https://doi.org/10.3390/ijms25126624>. PMID: 38928329
 - Dastmardi Z, Lashkari M, Saeedian A, et al. The protective effect of vitamin D on ovarian reserve and anti-mullerian hormone in patients undergoing chemotherapy for breast cancer, a randomized phase iotaiota clinical trial. *Cancer Rep (Hoboken)*. 2024 Jun;7(6):e2104. <https://doi.org/10.1002/cnr2.2104>. PMID: 38925607
 - Li Y, Zhang J, Tian F, et al. Association between vitamin D receptor polymorphism and breast cancer in women: An umbrella review of meta-analyses of observational investigations. *Exp Gerontol*. 2024 Jun 29;194:112502. <https://doi.org/10.1016/j.exger.2024.112502>. Online ahead of print. PMID: 38917941
 - Wu Q, Zhang L, Sun Y, et al. Vitamin D-Regulated miR-589-3p in Patients with Cervical Cancer Predicts Patient Prognosis and is Involved in Tumor Progression. *Nutr Cancer*. 2024 Jun 24:1-9. <https://doi.org/10.1080/01635581.2024.2365473>. Online ahead of print. PMID: 38913397
 - Sarmadi F, Gao Z, Su J, et al. Bifunctionality and Antitumor Efficacy of ZG-126, a Vitamin D Receptor Agonist/Histone Deacetylase Inhibitor Hybrid Molecule. *J Med Chem*. 2024 Jul 11;67(13):11182-11196. <https://doi.org/10.1021/acs.jmedchem.4c00706>. Epub 2024 Jun 21. PMID: 38906533
 - Nakano S, Yamaji T, Hidaka A, et al. Dietary vitamin D intake and risk of colorectal cancer according to vitamin D receptor expression in tumors and their surrounding stroma. *J Gastroenterol*. 2024 Jun 20. <https://doi.org/10.1007/s00535-024-02129-4>. Online ahead of print. PMID: 38900300
 - Bernhardt SM, Ozaki MK, Betts C, et al. Altered liver metabolism post-wean abolishes efficacy of vitamin D for breast cancer prevention in a mouse model. *bioRxiv* [Preprint]. 2024 Jun 2:2024.05.28.596304. <https://doi.org/10.1101/2024.05.28.596304>. PMID: 38854129
 - Razak S, Afsar T, Almajwal A, et al. Retraction Note: Growth inhibition and apoptosis in colorectal cancer cells induced by vitamin D-Nanoemulsion (NVD): involvement of Wnt/beta-catenin and other signal transduction pathways. *Cell Biosci*. 2024 Jun 8;14(1):77. <https://doi.org/10.1186/s13578-024-01262-0>. PMID: 38851768
 - Shu J, Zhang M, Dong X, et al. Vitamin D receptor gene polymorphisms, bioavailable 25-hydroxyvitamin D, and hepatocellular carcinoma survival. *J Natl Cancer Inst*. 2024 Jun 3:djæ116. <https://doi.org/10.1093/jnci/djæ116>. Online ahead of print. PMID: 38830043
 - Noronha V, Kolkur M, Arunkumar R, et al. The Impact of Baseline Vitamin D Level in Patients Receiving Gefitinib-Directed Therapy for EGFR-Mutant Non-Small-Cell Lung Cancer. *Clin Med Insights Oncol*. 2024 May 31;18:11795549241254460. <https://doi.org/10.1177/11795549241254460>. eCollection 2024. PMID: 38827521
 - Shi J, Yin C, Wu J. Possible non-linear relation between prostate specific antigen and vitamin D: a machine learning study based

- on cross-section data. *J Cancer*. 2024 May 13;15(11):3625-3632. <https://doi.org/10.7150/jca.96052>. eCollection 2024. PMID: 38817878
- McGuinness JE, Anderson GL, Mutasa S, et al. Effects of vitamin D supplementation on a deep learning-based mammographic evaluation in SWOG S0812. *JNCI Cancer Spectr*. 2024 Jul 1;8(4):pkae042. <https://doi.org/10.1093/jncics/pkae042>. PMID: 38814817
 - Fendler A, Stephan C, Ralla B, et al. Discordant Health Implications and Molecular Mechanisms of Vitamin D in Clinical and Pre-clinical Studies of Prostate Cancer: A Critical Appraisal of the Literature Data. *Int J Mol Sci*. 2024 May 13;25(10):5286. <https://doi.org/10.3390/ijms25105286>. PMID: 38791324
 - Ferri CA, de Lima VJ, Dos Santos PK, et al. Is vitamin D receptor (VDR) polymorphism associated with head and neck cancer risk? A systematic review and meta-analysis. *J Oral Pathol Med*. 2024 Jul;53(6):341-357. <https://doi.org/10.1111/jop.13543>. Epub 2024 May 23. PMID: 38782020
 - Lakhera KK, Babu A, Patel P, et al. Association Between Pre-operative 25-Hydroxy Vitamin D Deficiency and Surgical Site Infection After Oral Cavity Oncology Surgery: a Cross-Sectional Study in a Tertiary Cancer Center in Northwestern India. *Indian J Surg Oncol*. 2024 Jun;15(2):218-224. <https://doi.org/10.1007/s13193-023-01862-1>. Epub 2023 Dec 22. PMID: 38741652
 - Wang T, Han L, Xu J, et al. Identification of vitamin D-related signature for predicting the clinical outcome and immunotherapy response in hepatocellular carcinoma. *Medicine (Baltimore)*. 2024 May 10;103(19):e37998. <https://doi.org/10.1097/MD.00000000000037998>. PMID: 38728505
 - Moldassarina RS, Manabayeva GK, Akylzhanova ZY, et al. Retraction Note: The importance of vitamin D in the diagnosis and treatment of adenomyosis. *Mol Cell Biochem*. 2024 Jun;479(6):1549. <https://doi.org/10.1007/s11010-024-05007-y>. PMID: 38613639
 - Peppone IJ, Kleckner AS, Fung C, et al. High-dose vitamin D to attenuate bone loss in patients with prostate cancer on androgen deprivation therapy: A phase 2 RCT. *Cancer*. 2024 Jul 15;130(14):2538-2551. <https://doi.org/10.1002/cncr.35275>. Epub 2024 Mar 23. PMID: 38520382
 - Zheng W, Peng W, Qian F, et al. Vitamin D suppresses CD133+/CD44 + cancer stem cell stemness by inhibiting NF-kappaB signaling and reducing NLRP3 expression in triple-negative breast cancer. *Cancer Chemother Pharmacol*. 2024 Jul;94(1):67-78. <https://doi.org/10.1007/s00280-024-04660-w>. Epub 2024 Mar 8. PMID: 38456956
 - Lindgren H, Ademi D, Godina C, et al. Potential interplay between tumor size and vitamin D receptor (VDR) polymorphisms in breast cancer prognosis: a prospective cohort study. *Cancer Causes Control*. 2024 Jun;35(6):907-919. <https://doi.org/10.1007/s10552-023-01845-1>. Epub 2024 Feb 14. PMID: 38351438
 - Wakle KS, Mokale SN, Sakle NS. Emerging perspectives: unraveling the anticancer potential of vitamin D(3). *Naunyn Schmiedebergs Arch Pharmacol*. 2024 May;397(5):2877-2933. <https://doi.org/10.1007/s00210-023-02819-5>. Epub 2023 Nov 23. PMID: 37994947
 - Pereira F, Fernández-Barral A, Larriba MJ, et al. From molecular basis to clinical insights: a challenging future for the vitamin D endocrine system in colorectal cancer. *FEBS J*. 2024 Jun;291(12):2485-2518. <https://doi.org/10.1111/febs.16955>. Epub 2023 Sep 20. PMID: 37699548
- ## PEDIATRIA
- Albaloshy A. Vitamin D deficiency and chronological hypoplasia with hypomineralisation: a case report. *J Clin Pediatr Dent*. 2024 May;48(3):177-181. <https://doi.org/10.22514/jocpd.2024.072>. Epub 2024 May 3. PMID: 38755997
 - Albinsson E, Grönlund AB, Paulsson M, et al. Unpredictable supplementation of vitamin D to infants in the neonatal intensive care unit: An experimental study. *Acta Paediatr*. 2024 Jul 7. <https://doi.org/10.1111/apa.17351>. Online ahead of print. PMID: 38972986
 - Alyasin S, Sadeghi FS, Saki F, et al. Evaluation of vitamin D deficiency and low bone mass in children with asthma in fars province: A case-control study. *Health Sci Rep*. 2024 May 30;7(6):e2086. <https://doi.org/10.1002/hsr.2.2086>. eCollection 2024 Jun. PMID: 38826619
 - Amanpour P, Eftekhari Z, Eidi A, et al. Ameliorative mechanism of dietary vitamin d and magnesium on newborn's pulmonary toxicity induced by cadmium. *J Trace Elem Med Biol*. 2024 Jul;84:127469. <https://doi.org/10.1016/j.jtemb.2024.127469>. Epub 2024 May 10. PMID: 38759447
 - Amjadi N, Pooransari P, Mirzamoradi M, et al. Association of maternal serum vitamin D level with fetal pulmonary artery Doppler indices and neonatal respiratory distress syndrome. *J Clin Ultrasound*. 2024 Jun 3. <https://doi.org/10.1002/jcu.23734>. Online ahead of print. PMID: 38830839
 - Assaf E, Nicolas G, Hoyek F, et al. Vitamin D level and low-energy fracture risk in children and adolescents: a population-based case-control study of 45 cases. *J Pediatr Orthop B*. 2024 Jul 1;33(4):392-398. <https://doi.org/10.1097/BPB.0000000000001061>. Epub 2024 May 6. PMID: 36756947
 - Atef Abdelsattar Ibrahim H, Sobhy Meshawy S, E Hassan F, et al. Vitamin D and vitamin B(12) profiles in children with primary nocturnal enuresis, an analytical cross-sectional study. *Ann Med*. 2024 Dec;56(1):2352030. <https://doi.org/10.1080/07853890.2024.2352030>. Epub 2024 Jun 10. PMID: 38857176
 - Biçer GY, Yılmaz Özturun Z, Biçer KE, et al. Analysis of pupillary responses in pediatric patients with vitamin D deficiency. *Graefes Arch Clin Exp Ophthalmol*. 2024 Aug;262(8):2625-2632. <https://doi.org/10.1007/s00417-024-06428-7>. Epub 2024 Feb 28. PMID: 38416236
 - Boonrusmee S, Kasemsripitak S, Navyakarn T, et al. Association between anaemia and vitamin D insufficiency among 6- to 12-month-old infants: implications for clinical practice. *Fam Pract*. 2024 Jun 12;41(3):305-311. <https://doi.org/10.1093/fampra/cmada033>. PMID: 37014969
 - Bouillon R, Antonio L, Narinx N. Vitamin D status in children. *J Pediatr (Rio J)*. 2024 Jul-Aug;100(4):335-339. <https://doi.org/10.1016/j.jped.2024.04.001>. Epub 2024 Apr 8. PMID: 38604241
 - Brustad N, Chawes B. Vitamin D Primary Prevention of Respiratory Infections and Asthma in Early Childhood: Evidence and Mechanisms. *J Allergy Clin Immunol Pract*. 2024 Jul;12(7):1707-1714. <https://doi.org/10.1016/j.jaip.2024.02.005>. Epub 2024 Feb 14. PMID: 38360214

- Chanie ES, Zhang G, Le Souef P. The serum level of vitamin D and prevalence of vitamin D deficiency among children with asthma in Asia and Africa: a systematic review and meta-analysis. *Arch Public Health*. 2024 Jul 5;82(1):103. <https://doi.org/10.1186/s13690-024-01321-5>. PMID: 38970116
- Cho H, Lee Y, Oh S, et al. Risk factors and outcomes of vitamin D deficiency in very preterm infants. *Pediatr Neonatol*. 2024 May 15;S1875-9572(24)00073-1. <https://doi.org/10.1016/j.pedneo.2024.04.004>. Online ahead of print. PMID: 38769030
- Covington EW, Jasper-Trotter SL, Arnold RD, et al. Prospective pilot study evaluating a vitamin D3 loading dose in critically ill children with vitamin D deficiency. *Fundam Clin Pharmacol*. 2024 Jun;38(3):588-595. <https://doi.org/10.1111/fcp.12973>. Epub 2023 Nov 27. PMID: 38010094
- Delrue C, Speeckaert R, Delanghe JR, et al. Investigating Vitamin D-Binding Protein's Role in Childhood Health and Development. *Int J Mol Sci*. 2024 Jun 6;25(11):6272. <https://doi.org/10.3390/ijms25116272>. PMID: 38892458
- Doumat G, El Zein J, Mehta GD, et al. Prospective Study of Vitamin D Status and Risk of Developing Specific Immunoglobulin E During Mid-Childhood. *Clin Exp Allergy*. 2024 Jun 7. <https://doi.org/10.1111/cea.14511>. Online ahead of print. PMID: 38845508
- Dragomir RE, Toader DO, Gheoca Mutu DE, et al. Consequences of Maternal Vitamin D Deficiency on Newborn Health. *Life (Basel)*. 2024 May 31;14(6):714. <https://doi.org/10.3390/life14060714>. PMID: 38929697
- Geryk M, Kucerova V, Velganova-Veghova M, et al. Association of selected adipokines with vitamin D deficiency in children with inflammatory bowel disease. *BMC Pediatr*. 2024 Jul 3;24(1):426. <https://doi.org/10.1186/s12887-024-04890-0>. PMID: 38961351
- Gould JF, Cuthbert AR, Yelland LN, et al. Association of cord blood vitamin D with child neurodevelopment at 7 years of age. *J Paediatr Child Health*. 2024 Jun 7. <https://doi.org/10.1111/jpc.16590>. Online ahead of print. PMID: 38847094
- Hanna D, Kamal DE, Fawzy HM, et al. Safety and efficacy of monthly high-dose vitamin D(3) supplementation in children and adolescents with sickle cell disease. *Eur J Pediatr*. 2024 May 14. <https://doi.org/10.1007/s00431-024-05572-w>. Online ahead of print. PMID: 38743288
- Hauta-Alus HH, Rosendahl J, Holmlund-Suila EM, et al. Low-grade inflammation from prenatal period to age 6-8 years in a Vitamin D trial. *Pediatr Res*. 2024 May;95(6):1578-1586. <https://doi.org/10.1038/s41390-024-03019-4>. Epub 2024 Jan 15. PMID: 38225452
- Iriani A, Rachman A, Fatina MK, et al. Vitamin D status, vitamin D receptor, CYP2R1, and CYP24A1 profiles in children. *Front Nutr*. 2024 Jun 7;11:1394367. <https://doi.org/10.3389/fnut.2024.1394367>. eCollection 2024. PMID: 38912300
- Jiang X, Xia L, Tang T, et al. Decreased vitamin D bio-availability with altered DNA methylation of its metabolism genes in association with the metabolic disorders among the school-aged children with degree I, II, and III obesity. *J Nutr Biochem*. 2024 Jul;129:109627. <https://doi.org/10.1016/j.jnutbio.2024.109627>. Epub 2024 Mar 29. PMID: 38555074
- Jones G, Kaufmann M, St-Arnaud R. Infantile hypercalcemia type 1 (HCIN1): a rare disease resulting in nephrolithiasis and nephrocalcinosis caused by mutations in the vitamin D catabolic enzyme, CYP24A1. *J Endocrinol Invest*. 2024 May 23. <https://doi.org/10.1007/s40618-024-02381-8>. Online ahead of print. PMID: 38780860
- Kumar J, Roem J, Furth SL, et al. Vitamin D and its associations with blood pressure in the Chronic Kidney Disease in Children (CKiD) cohort. *Pediatr Nephrol*. 2024 Jun 6. <https://doi.org/10.1007/s00467-024-06434-1>. Online ahead of print. PMID: 38970659
- Lautatzis ME, Keya FK, Al Mahmud A, et al. Maternal Vitamin D Supplementation and Infantile Rickets: Secondary Analysis of a Randomized Trial. *Pediatrics*. 2024 Jun 1;153(6):e2023063263. <https://doi.org/10.1542/peds.2023-063263>. PMID: 38726565
- Lu M, Gan H, Zhou Q, et al. Trimester-specific effect of maternal co-exposure to organophosphate esters and phthalates on preschooler cognitive development: The moderating role of gestational vitamin D status. *Environ Res*. 2024 Jun 15;251(Pt 1):118536. <https://doi.org/10.1016/j.envres.2024.118536>. Epub 2024 Mar 3. PMID: 38442813
- Ma Z, Xiong T, Li Y, et al. The Inverted U-Shaped Association between Serum Vitamin D and Serum Uric Acid Status in Children and Adolescents: A Large Cross-Sectional and Longitudinal Analysis. *Nutrients*. 2024 May 15;16(10):1492. <https://doi.org/10.3390/nu16101492>. PMID: 38794730
- Mirhosseini H, Maayeshi N, Hooshmandi H, et al. The effect of vitamin D supplementation on the brain mapping and behavioral performance of children with ADHD: a double-blinded randomized controlled trials. *Nutr Neurosci*. 2024 Jun;27(6):566-576. <https://doi.org/10.1080/1028415X.2023.2233752>. Epub 2023 Jul 25. PMID: 37489917
- Mittal J, Rajvanshi N, Suvarna K, et al. Association of vitamin D with disease severity in infants with bronchiolitis. *Eur J Pediatr*. 2024 Jun;183(6):2717-2723. <https://doi.org/10.1007/s00431-024-05513-7>. Epub 2024 Mar 26. PMID: 38530447
- Mohamed SA, Kamel NR, Fouda AE, et al. Association of low vitamin D level and full-term early-onset neonatal sepsis; a case-control study. *Ital J Pediatr*. 2024 May 18;50(1):101. <https://doi.org/10.1186/s13052-024-01665-2>. PMID: 38762477
- Montazeri-Najafabady N, Dabbaghmanesh MH. The Association Between CYP2R1 rs10741657 Polymorphisms and Bone Variables, Vitamin D, and Calcium in Iranian Children and Adolescents: A Cross-Sectional Study. *Biochem Genet*. 2024 Jun 4. <https://doi.org/10.1007/s10528-024-10826-1>. Online ahead of print. PMID: 38834820
- Moslhy EAM, Tadros MMM, Thabet RA, et al. Impact of vitamin D deficiency on iron status in children with type I diabetes. *Sci Rep*. 2024 Jun 6;14(1):12989. <https://doi.org/10.1038/s41598-024-61559-5>. PMID: 38844474
- Most DE. Commentary: Vitamin D status and tic disorder: a systematic review and meta-analysis of observational studies. *Front Pediatr*. 2024 Jun 20;12:1385212. <https://doi.org/10.3389/fped.2024.1385212>. eCollection 2024. PMID: 38966490

- Nobutoki T. Vitamin D in tuberous sclerosis complex-associated tumors. *Front Pediatr.* 2024 May 23;12:1392380. <https://doi.org/10.3389/fped.2024.1392380>. eCollection 2024. PMID: 38846332
- Percival MA, Anderson KB, Pasco JA, et al. Gestational vitamin D and offspring fracture risk: do associations persist into mid adolescence? *Eur J Clin Nutr.* 2024 Jun;78(6):515-520. <https://doi.org/10.1038/s41430-024-01421-z>. Epub 2024 Mar 1. PMID: 38429375
- Prabhakar P, Faridi MMA, Aggarwal A, et al. Effect of Antenatal Oral Vitamin D Supplementation on Serum 25(OH)D Concentration in Exclusively Breastfed Infants at 6 Months of age - A Randomized Double-Blind Placebo-Controlled Trial. *Indian Pediatr.* 2024 Jun 15;61(6):533-539. Epub 2024 Apr 5. PMID: 38584410
- Radonsky V, Lazaretti-Castro M, Chiamolera MI, et al. Alert for the high prevalence of vitamin D deficiency in adolescents in a large Brazilian sample. *J Pediatr (Rio J).* 2024 Jul-Aug;100(4):360-366. <https://doi.org/10.1016/j.jpmed.2024.01.003>. Epub 2024 Mar 7. PMID: 38462231
- Rios-Leyvraz M, Martino L, Cashman KD. The Relationship Between Vitamin D Intake and Serum 25-hydroxyvitamin D in Young Children: A Meta-Regression to Inform WHO/FAO Vitamin D Intake Recommendations. *J Nutr.* 2024 Jun;154(6):1827-1841. <https://doi.org/10.1016/j.tjnut.2024.04.031>. Epub 2024 Apr 28. PMID: 38685317
- Romero-Lopez M, Tyson JE, Naik M, et al. Randomized controlled trial of enteral vitamin D supplementation (ViDES) in infants <28 weeks gestational age or <1000 g birth weight: study protocol. *Trials.* 2024 Jun 28;25(1):423. <https://doi.org/10.1186/s13063-024-08274-8>. PMID: 38943179
- Romero-Lopez M, Tyson JE, Naik M, et al. Randomized Controlled Trial of Enteral Vitamin D Supplementation (ViDES) in Infants <28 Weeks Gestational Age or <1000 Grams Birth Weight: Study Protocol. *Res Sq [Preprint].* 2024 Jun 25;rs.3.rs-4049246. <https://doi.org/10.21203/rs.3.rs-4049246/v1>. Update in: *Trials.* 2024 Jun 28;25(1):423. <https://doi.org/10.1186/s13063-024-08274-8>. PMID: 38978597
- Sarau OS, Rachabattuni HC, Gadde ST, et al. Exploring the Preventive Potential of Vitamin D against Respiratory Infections in Preschool-Age Children: A Cross-Sectional Study. *Nutrients.* 2024 May 23;16(11):1595. <https://doi.org/10.3390/nu16111595>. PMID: 38892528
- Shekhawat DS, Singh K, Singh P, et al. Prenatal vitamin D levels and infant cognitive, motor, language and social-emotional development at 6 and 9 months of age. *Nutr Neurosci.* 2024 Jun 19:1-10. <https://doi.org/10.1080/1028415X.2024.2366649>. Online ahead of print. PMID: 38896552
- Statha E, Paltoglou G, Doulgeraki A, et al. A toddler with severe vitamin D-dependent rickets type 1 A (VDDR1A), hungry bone syndrome, and severe RSV infection: presentation and therapeutic challenges. *Hormones (Athens).* 2024 Jul 22. <https://doi.org/10.1007/s42000-024-00579-2>. Online ahead of print. PMID: 39034346
- Suliman HA, Elkhawad AO, Babiker OO, et al. Does vitamin D supplementation benefit patients with type 1 diabetes mellitus who are vitamin D deficient? A study was performed at the Sudan Childhood Diabetes Center from 2019 to 2022. *SAGE Open Med.* 2024 May 6;12:20503121241242931. <https://doi.org/10.1177/20503121241242931>. eCollection 2024. PMID: 38711469
- Takahashi K, Ikeda K, Hara-Isono K, et al. Discordant responses of bone formation and absorption markers in Japanese infants with vitamin D deficiency: a comprehensive matched case-control study. *JBM R Plus.* 2024 Mar 18;8(5):ziae033. <https://doi.org/10.1093/jbmrpl/ziae033>. eCollection 2024 May. PMID: 38623484
- Thirunavukkarasu R, Chitra A, Asirvatham A, et al. In response to: "Letter to: Vitamin D Receptor Gene Polymorphisms with Type 1 Diabetes Risk: Correspondence". *J Clin Res Pediatr Endocrinol.* 2024 May 31;16(2):244. <https://doi.org/10.4274/jcrpe.galenos.2024.2024-5-13>. PMID: 38828545
- Vagha K, Taksande A, Lohiya S, et al. Unlocking Vitality: A Comprehensive Review of Vitamin D's Impact on Clinical Outcomes in Critically Ill Children. *Cureus.* 2024 May 22;16(5):e0840. <https://doi.org/10.7759/cureus.60840>. eCollection 2024 May. PMID: 38910623
- Vestergaard AL, Andersen MK, Andersen HH, et al. Effects of High-Dose Vitamin D Supplementation on Placental Vitamin D Metabolism and Neonatal Vitamin D Status. *Nutrients.* 2024 Jul 5;16(13):2145. <https://doi.org/10.3390/nu16132145>. PMID: 38999892
- Wadhvani M, Sharma S, Singh R. Serum vitamin D levels in children with vernal keratoconjunctivitis - A study from a tertiary care pediatric hospital of North India. *Indian J Ophthalmol.* 2024 Jul 1;72(Suppl 4):S634-S638. https://doi.org/10.4103/IJO.IJO_773_23. Epub 2024 May 20. PMID: 38770629
- Walker KC, Pristed SG, Thorsteinsdottir F, et al. Vitamin D(3) among neonates born after in vitro fertilization compared with neonates from the general population. *Acta Obstet Gynecol Scand.* 2024 Jul;103(7):1329-1338. <https://doi.org/10.1111/aogs.14819>. Epub 2024 Apr 18. PMID: 38637997
- Wang IK, Shanmugasundaram M, Cooney E, et al. Siblings with vitamin D-dependent rickets type 1A: Importance of genetic testing and a review of genotype-phenotype correlations. *Am J Med Genet A.* 2024 Jun 1:e63780. <https://doi.org/10.1002/ajmg.a.63780>. Online ahead of print. PMID: 38822637
- Wang S, Zhang H, Xia L, et al. Executive function impairment is associated with low serum vitamin D levels in children with epilepsy. *Epilepsy Behav.* 2024 Jun 21;157:109894. <https://doi.org/10.1016/j.yebeh.2024.109894>. Online ahead of print. PMID: 38908034
- Wechsung K, Schnabel D, Wiegand S. Longitudinal analysis of vitamin D levels considering sunshine duration and suggestion for a standardised approach for vitamin D supplementation in children and adolescents with obesity. *BMC Pediatr.* 2024 May 15;24(1):337. <https://doi.org/10.1186/s12887-024-04823-x>. PMID: 38750418
- Weiler HA, Rana H, McCrea J, et al. Adherence to Vitamin D Supplementation Recommendations for Breastfed Infants and Young Children: An Analysis of Canadian Community Health Survey Data Cycles From 2015 to 2018. *J Nutr.* 2024 May;154(5):1665-1675. <https://doi.org/10.1016/j.tjnut.2024.03.016>. Epub 2024 Mar 26. PMID: 38527736

- Yangin Ergon E, Dorum BA, Balki HG, et al. A Prospective Cross-Sectional Study on the Vitamin D Status of Neonates and the Impact of Neonates' Standard Vitamin D Supplementation on Neonatal Morbidities. *Children (Basel)*. 2024 May 1;11(5):543. <https://doi.org/10.3390/children11050543>. PMID: 38790538
- Yang WC, Chitale R, O'Callaghan KM, et al. The Effects of Vitamin D Supplementation During Pregnancy on Maternal, Neonatal, and Infant Health: A Systematic Review and Meta-analysis. *Nutr Rev*. 2024 Jul 1:nuae065. <https://doi.org/10.1093/nutrit/nuae065>. Online ahead of print. PMID: 38950419
- You Z, Mei H, Zhang Y, et al. The effect of vitamin D deficiency during pregnancy on adverse birth outcomes in neonates: a systematic review and meta-analysis. *Front Pediatr*. 2024 May 14;12:1399615. <https://doi.org/10.3389/fped.2024.1399615>. eCollection 2024. PMID: 38808102
- Yu C, Cai J, Wang C, et al. Knowledge, attitude, and practice toward pediatric vitamin D deficiency among parents. *Front Pediatr*. 2024 Jun 28;12:1393488. <https://doi.org/10.3389/fped.2024.1393488>. eCollection 2024. PMID: 39005508
- Zakerihamidi M, Rakhshanizadeh F, Moradi A, et al. Comparison of maternal 25 (OH) vitamin D levels between premature infants with/without asphyxia. *J Neonatal Perinatal Med*. 2024 Jun 17. <https://doi.org/10.3233/NPM-230229>. Online ahead of print. PMID: 38905059
- Zhang Q, Yang D, Shen Q, et al. Correlation of Maternal Vitamin D Status in Early Pregnancy and Vitamin D Supplementation during Pregnancy with Atopic Dermatitis in Infants: A Prospective Birth Cohort Study. *Nutrients*. 2024 Jul 8;16(13):2168. <https://doi.org/10.3390/nu16132168>. PMID: 38999915
- Zhang Y, Zhou L, Ren Y, et al. Assessment of serum vitamin D levels in children aged 0-17 years old in a Chinese population: a comprehensive study. *Sci Rep*. 2024 May 31;14(1):12562. <https://doi.org/10.1038/s41598-024-62305-7>. PMID: 38821990
- Çalışkan M, Dabak M, Tümer KÇ. Corrigendum to "The relationship between serum cytokine profile and vitamin D in calves with neonatal diarrhea" [Cytokine 165 (2023) 156173]. *Cytokine*.

2024 Jun;178:156566. <https://doi.org/10.1016/j.cyto.2024.156566>. Epub 2024 Mar 13. PMID: 38480034

PNEUMOLOGIA

- Anatolou D, Steiropoulos P, Zissimopoulos A, et al. Polymorphisms in LRP2 and CUBN genes and their association with serum vitamin D levels and sleep apnea. *Sleep Breath*. 2024 May;28(2):959-966. <https://doi.org/10.1007/s11325-023-02950-w>. Epub 2023 Nov 27. PMID: 38008818
- Camargo CA Jr, Schaumberg DA, Friedenber G, et al. Effect of Daily Vitamin D Supplementation on Risk of Upper Respiratory Infection in Older Adults: A Randomized Controlled Trial. *Clin Infect Dis*. 2024 May 15;78(5):1162-1169. <https://doi.org/10.1093/cid/ciad770>. PMID: 38113446
- Hua Y, Jiang T, Feng J, et al. Corrigendum to: Negligible effect of vitamin D supplementation on exacerbation in patients with chronic obstructive pulmonary disease: meta-analysis. *Biochem Med (Zagreb)*. 2024 Jun 15;34(2):021201. <https://doi.org/10.11613/BM.2024.021201>. PMID: 38665869
- Jia H, Sheng F, Yan Y, et al. Vitamin D supplementation for prevention of acute respiratory infections in older adults: A systematic review and meta-analysis. *PLoS One*. 2024 May 24;19(5):e0303495. <https://doi.org/10.1371/journal.pone.0303495>. eCollection 2024. PMID: 38787821
- Li B, Liu M, Wang Y, et al. Association of Severe Vitamin D Deficiency with Hospitalization in the Previous Year in Hospitalized Exacerbated COPD Patients. *Int J Chron Obstruct Pulmon Dis*. 2024 Jun 25;19:1471-1478. <https://doi.org/10.2147/COPD.S461029>. eCollection 2024. PMID: 38948911
- Minter M, van Odijk J, Augustin H, et al. Vitamin D Status and Longitudinal Changes in Body Composition in Patients with Chronic Obstructive Pulmonary Disease - A Prospective Observational Study. *Int J Chron Obstruct Pulmon Dis*. 2024 Jun 11;19:1291-1302. <https://doi.org/10.2147/COPD.S458102>. eCollection 2024. PMID: 38895044
- Murugesan H, Sampath P, A VK, et al. Association of CYP27B1 gene polymorphisms with pulmonary tuberculosis and vitamin D

levels. *Gene*. 2024 Jun 12;927:148679. <https://doi.org/10.1016/j.gene.2024.148679>. Online ahead of print. PMID: 38876405

- Niu H, He H, Zhao Z, et al. Asthmatic patients with vitamin D deficiency: Can vitamin D supplementation make a difference. *Technol Health Care*. 2024 Jul 4. <https://doi.org/10.3233/THC-231462>. Online ahead of print. PMID: 39031398
- Santos-Mena A, González-Muñiz OE, Jacobo-Delgado YM, et al. Shedding light on vitamin D in tuberculosis: A comprehensive review of clinical trials and discrepancies. *Pulm Pharmacol Ther*. 2024 Jun;85:102300. <https://doi.org/10.1016/j.pupt.2024.102300>. Epub 2024 May 7. PMID: 38723942
- Watkins S, Harrison T, Mushtaq S. A 12 week double-blind randomised controlled trial investigating the effect of dietary supplementation with 5000 IU/day (125 g/day) vitamin D in adults with asthma, led to an improvement in the lung function parameter - FEV1:FVC ratio. *Br J Nutr*. 2024 May 16:1-31. <https://doi.org/10.1017/S0007114524000953>. Online ahead of print. PMID: 38751303
- Yang Y, Zhang T, Li Q, et al. SQSTM1 improves acute lung injury via inhibiting airway epithelium ferroptosis in a vitamin D receptor/autophagy-mediated manner. *Free Radic Biol Med*. 2024 Jul 11;222:588-600. <https://doi.org/10.1016/j.freeradbiomed.2024.07.009>. Online ahead of print. PMID: 38996820

PSICHIATRIA

- AlGhamdi SA. Effectiveness of Vitamin D on Neurological and Mental Disorders. *Diseases*. 2024 Jun 20;12(6):131. <https://doi.org/10.3390/diseases12060131>. PMID: 38920563
- Bandeira CE, das Neves FGP, Rovaris DL, et al. The symptomatology of Attention-Deficit/Hyperactivity Disorder and the genetic control of vitamin D levels. *Nutr Neurosci*. 2024 May 18:1-11. <https://doi.org/10.1080/1028415X.2024.2351322>. Online ahead of print. PMID: 38761117
- Bassett E, Gjekmarkaj E, Mason AM, et al. Vitamin D, chronic pain, and depression: linear and non-linear Mendelian randomization analyses. *Transl Psychiatry*. 2024 Jul 4;14(1):274. <https://doi.org/10.1038/s41398-024-02997-7>. PMID: 38965219

- Bragg MG, Gorski-Steiner I, Song A, et al. Prenatal air pollution and children's autism traits score: Examination of joint associations with maternal intake of vitamin D, methyl donors, and polyunsaturated fatty acids using mixture methods. *Environ Epidemiol.* 2024 Jun 21;8(4):e316. <https://doi.org/10.1097/EE9.0000000000000316>. eCollection 2024 Aug. PMID: 38919264
- Can probiotics plus vitamin d supplements benefit people with schizophrenia? *Neurosciences (Riyadh).* 2024 Jul;29(3):210. PMID: 38981636
- Can probiotics plus vitamin D supplements benefit people with schizophrenia? *Saudi Med J.* 2024 May;45(5):543. PMID: 38734431
- Domacassé D, de Rooij SR, Vrijkotte T, et al. Associations between Early-pregnancy Vitamin D Status and Postpartum Depressive and Anxiety Symptoms. *Psychosom Med.* 2024 Jul 3. <https://doi.org/10.1097/PSY.0000000000001328>. Online ahead of print. PMID: 38973743
- Dos Santos AMM, Corrêa VP, de Avelar NCP, et al. Association between vitamin D insufficiency and depressive symptoms, and functional disability in community-dwelling Brazilian older adults: results from ELSI-Brazil study. *Sci Rep.* 2024 Jun 17; 14(1): 13909. <https://doi.org/10.1038/s41598-024-62418-z>. PMID: 38886459
- Goh XX, Tee SF, Tang PY, et al. Impact of body mass index elevation, Vitamin D receptor polymorphisms and antipsychotics on the risk of Vitamin D deficiency in schizophrenia patients. *J Psychiatr Res.* 2024 May 7;175:350-358. <https://doi.org/10.1016/j.jpsy-chires.2024.05.005>. Online ahead of print. PMID: 38761517
- Hollinshead VRBB, Piaskowski JL, Chen Y. Low Vitamin D Concentration Is Associated with Increased Depression Risk in Adults 20-44 Years Old, an NHANES 2007-2018 Data Analysis with a Focus on Perinatal and Breastfeeding Status. *Nutrients.* 2024 Jun 14;16(12):1876. <https://doi.org/10.3390/nu16121876>. PMID: 38931229
- Jahan-Mihan A, Stevens P, Medero-Alfonso S, et al. The Role of Water-Soluble Vitamins and Vitamin D in Prevention and Treatment of Depression and Seasonal Affective Disorder in Adults. *Nutrients.* 2024 Jun 17;16(12):1902. <https://doi.org/10.3390/nu16121902>. PMID: 38931257
- Jiang J, Tan H, Xia Z, et al. Serum vitamin D concentrations and sleep disorders: insights from NHANES 2011-2016 and Mendelian Randomization analysis. *Sleep Breath.* 2024 May 13. <https://doi.org/10.1007/s11325-024-03031-2>. Online ahead of print. PMID: 38739211
- Li L, Han B, Kong Y, et al. Vitamin D binding protein in psychiatric and neurological disorders: Implications for diagnosis and treatment. *Genes Dis.* 2024 Apr 15;11(5):101309. <https://doi.org/10.1016/j.gendis.2024.101309>. eCollection 2024 Sep. PMID: 38983447
- Mohammadi A, Sadighi G, Nazeri Astaneh A, et al. Co-administration of probiotic and vitamin D significantly improves cognitive function in schizophrenic patients: A double-blinded randomized controlled trial. *Neuropsychopharmacol Rep.* 2024 Jun;44(2):389-398. <https://doi.org/10.1002/npr2.12431>. Epub 2024 Apr 10. PMID: 38598329
- Pourghaed M, Sarangi A, Ramirez-Velandia F, et al. Associations Between Vitamin D Deficiency/Insufficiency and Depression Expose Health Disparities in Older Rural West Texans: A Project FRONTIER Study. *Am J Geriatr Psychiatry.* 2024 Jul;32(7):808-820. <https://doi.org/10.1016/j.jagp.2024.01.029>. Epub 2024 Jan 26. PMID: 38320908
- Rebello CJ. Vitamin D and Depression: Racial Differences Suggest an Alternate Biomarker. *Am J Geriatr Psychiatry.* 2024 Jul;32(7):821-824. <https://doi.org/10.1016/j.jagp.2024.02.008>. Epub 2024 Feb 28. PMID: 38443297
- Renteria KM, Constantine E, Teoh CM, et al. Combination of vitamin D(3) and fructooligosaccharides upregulates colonic vitamin D receptor in C57BL/6J mice and affects anxiety-related behavior in a sex-specific manner. *Nutr Res.* 2024 May;125:16-26. <https://doi.org/10.1016/j.nutres.2024.02.003>. Epub 2024 Feb 11. PMID: 38432179
- Schiza S, Bouloukaki I, Kadiitis A, et al. Vitamin D deficiency: A forgotten aspect in sleep disorders? A critical update. *Sleep Med.* 2024 Jun 24;121:77-84. <https://doi.org/10.1016/j.sleep.2024.06.023>. Online ahead of print. PMID: 38941960
- Sourander A, Upadhyaya S, Surcel HM, et al. Maternal vitamin D levels during pregnancy and offspring schizophrenia. *Schizophr Res.* 2024 Jun 29;270:289-294. <https://doi.org/10.1016/j.schres.2024.06.039>. Online ahead of print. PMID: 38944975
- Wenzler AN, van de Loo B, van der Velde N, et al. The Effect of Genetic Variations in the Vitamin D Receptor Gene on the Course of Depressive Symptoms. *J Nutr.* 2024 Jul;154(7):2255-2263. <https://doi.org/10.1016/j.tjnut.2024.04.030>. Epub 2024 Apr 29. PMID: 38692355
- Yang X, Zhong Z. Vitamin D and 8 major psychiatric disorders: A two-sample Mendelian randomization study. *Asian J Psychiatr.* 2024 Jun 27;98:104141. <https://doi.org/10.1016/j.ajp.2024.104141>. Online ahead of print. PMID: 38959547
- Yin H, Zhang J, Chen Y, et al. Placenta-specific CYP11A1 overexpression lead to autism-like symptom in offspring with altered steroid hormone biosynthesis in the placenta-brain axis and rescued by vitamin D intervention. *Brain Behav Immun.* 2024 Jul 16;121:13-25. <https://doi.org/10.1016/j.bbi.2024.07.012>. Online ahead of print. PMID: 39025414
- Zhang F, Tang T, Liu J, et al. Calcium and vitamin D supplements and burnout of anesthesiologists: National cross-sectional study from China. *Int J Psychiatry Med.* 2024 Jun 21;912174241262120. <https://doi.org/10.1177/00912174241262120>. Online ahead of print. PMID: 38904249
- Zheng X, Neeraj D, Zhu Q, et al. Latent profile analysis of vitamin D and its association with depression severity of hospitalized patients with bipolar depression. *Nutr Neurosci.* 2024 May 29;1-9. <https://doi.org/10.1080/1028415X.2024.2339739>. Online ahead of print. PMID: 38808700

REUMATOLOGIA

- Abed MN, Alassaf FA, Qazzaz ME. Exploring the Interplay between Vitamin D, Insulin Resistance, Obesity and Skeletal Health. *J Bone Metab.* 2024 May;31(2):75-89. <https://doi.org/10.11005/jbm.2024.31.2.75>. Epub 2024 May 31. PMID: 38886966
- Aidoukovitch A, Bankell E, Svensson D, et al. Vitamin D triggers hCAP18/LL-37 production: Implications for LL-37-induced human osteoblast cytotoxicity.

- Biochem Biophys Res Commun. 2024 Jun 18;712-713:149962. <https://doi.org/10.1016/j.bbrc.2024.149962>. Epub 2024 Apr 18. PMID: 38642493
- Alsagheir A, Al-Ashwal A, Binladen A, et al. Clinical characteristics and long-term management for patients with vitamin D-dependent rickets type II: a retrospective study at a single center in Saudi Arabia. *Front Endocrinol (Lausanne)*. 2024 May 30;15:1365714. <https://doi.org/10.3389/fendo.2024.1365714>. eCollection 2024. PMID: 38872968
 - Andrade AVD, Martins DGS, Rocha GS, et al. The Role of Vitamin D in the Treatment of Carpal Tunnel Syndrome: Clinical and Electroneuromyographic Responses. *Nutrients*. 2024 Jun 19;16(12):1947. <https://doi.org/10.3390/nu16121947>. PMID: 38931299
 - Azar FM. Surgical Considerations for Osteoporosis, Osteopenia, and Vitamin D Deficiency. *Orthop Clin North Am*. 2024 Jul;55(3):xiii-xiv. <https://doi.org/10.1016/j.ocl.2024.02.004>. Epub 2024 Mar 8. PMID: 38782512
 - Bischoff-Ferrari HA, Kistler-Fischbacher M, Gaengler S, et al. Effects of testosterone and vitamin D on fall risk in pre-frail hypogonadal men: a factorial design RCT. *J Nutr Health Aging*. 2024 May;28(5):100217. <https://doi.org/10.1016/j.jnha.2024.100217>. Epub 2024 Mar 28. PMID: 38552276
 - Byun SE, Kim H, Lee SY, et al. Selective estrogen receptor modulators (SERMs) with vitamin D composite agent can prevent fracture better than SERMs treatment: based on the National Health Claims Database 2017-2019. *Osteoporos Int*. 2024 May;35(5):775-783. <https://doi.org/10.1007/s00198-024-07022-7>. Epub 2024 Jan 19. PMID: 38240755
 - Chang K, Albright JA, Quinn M, et al. A Diagnosis of Vitamin D Deficiency Is Associated With Increased Rates of Primary Patellar Instability and Need for Recurrent Surgical Stabilization. *Sports Health*. 2024 May;Jun;16(3):465-472. <https://doi.org/10.1177/19417381231172726>. Epub 2023 May 19. PMID: 37208906
 - Correction to "Effect of vitamin D supplementation on circulating level of autophagosome protein LC3A, inflammation, and physical performance in knee osteoarthritis". *Clin Transl Sci*. 2024 Jun;17(6):e13856. <https://doi.org/10.1111/cts.13856>. PMID: 38812261
 - de Souza MM, Moraes Dantas RL, Leão Durães V, et al. Vitamin D Supplementation and the Incidence of Fractures in the Elderly Healthy Population: A Meta-analysis of Randomized Controlled Trials. *J Gen Intern Med*. 2024 Jul 12. <https://doi.org/10.1007/s11606-024-08933-1>. Online ahead of print. PMID: 38997531
 - Cianferotti L, Bifulco G, Caffarelli C, et al. Nutrition, Vitamin D, and Calcium in Elderly Patients before and after a Hip Fracture and Their Impact on the Musculoskeletal System: A Narrative Review. *Nutrients*. 2024 Jun 5;16(11):1773. <https://doi.org/10.3390/nu16111773>. PMID: 38892706
 - Duggan JL, Jamison MP, Fitz W, et al. Vitamin D Supplementation May Prevent or Treat Deficiency After Total Knee Arthroplasty: A Retrospective Cohort Analysis. *J Am Acad Orthop Surg*. 2024 Jul 16. <https://doi.org/10.5435/JAAOS-D-24-00005>. Online ahead of print. PMID: 39029099
 - Fink A, Puchwein P, Fahrleitner-Pammer A, et al. Increased Early Postoperative Complication Rate after Osteoporotic Hip Fracture in Patients with Low 25 (OH) Vitamin D Levels. *Nutrients*. 2024 Jun 18;16(12):1917. <https://doi.org/10.3390/nu16121917>. PMID: 38931272
 - Ho IJ, Wu CH, Luo SF, et al. Vitamin D and systemic lupus erythematosus: Causality and association with disease activity and therapeutics. *Biochem Pharmacol*. 2024 Jul 10;116417. <https://doi.org/10.1016/j.bcp.2024.116417>. Online ahead of print. PMID: 38996931
 - Huang S, Li J, Hu X, et al. A Health Technology Assessment Based on Chinese Guideline: Active Vitamin D and Its Analogs in the Treatment of Osteoporosis. *Drug Des Devel Ther*. 2024 Jun 26;18:2593-2608. <https://doi.org/10.2147/DDDT.S465960>. eCollection 2024. PMID: 38947224
 - Costenbader KH, Cook NR, Lee IM, et al. Vitamin D and Marine n-3 Fatty Acids for Autoimmune Disease Prevention: Outcomes Two Years After Completion of a Double-Blind, Placebo-Controlled Trial. *Arthritis Rheumatol*. 2024 Jun;76(6):973-983. <https://doi.org/10.1002/art.42811>. Epub 2024 Feb 20. PMID: 38272846
 - Ishizawa M, Takano M, Kittaka A, et al. 2alpha-Substituted Vitamin D Derivatives Effectively Enhance the Osteoblast Differentiation of Dedifferentiated Fat Cells. *Biomolecules*. 2024 Jun 15;14(6):706. <https://doi.org/10.3390/biom14060706>. PMID: 38927109
 - Duan X, Zhang Y, Xu T. CYP4A22 Loss-of-Function Causes A New Type of Vitamin D-dependent Rickets (VDDR1C). *J Bone Miner Res*. 2024 Jun 7:zjae084. <https://doi.org/10.1093/jbmr/zjae084>. Online ahead of print. PMID: 38847469
 - Duggan JL, Fitz W, Lange JK, et al. Post-operative Vitamin D Surveillance and Supplementation in Revision Total Knee Arthroplasty Patients: A Retrospective Cohort Analysis. *Orthop Clin North Am*. 2024 Jul;55(3):323-332. <https://doi.org/10.1016/j.ocl.2024.02.002>. Epub 2024 Mar 23. PMID: 38782504
 - Jagga S, Hughes A, Manoochehri Arash N, et al. NFATc1 is required for vitamin D and phosphate mediated regulation of osteocyte lacuno-canalicular remodeling. *Endocrinology*. 2024 Jul 18:bqae087. <https://doi.org/10.1210/endo/bqae087>. Online ahead of print. PMID: 39024412
 - Li M, Lai KW. Vitamin D Deficiency-Associated Neuropathic Pain Examined in a Chronic Pain Management Program. *Perm J*. 2024 Jun 4:1-5. <https://doi.org/10.7812/TPP/24.026>. Online ahead of print. PMID: 38980764
 - Gómez O, Campusano C, Cerdas-P S, et al. Clinical Practice Guidelines of the Latin American Federation of Endocrinology for the use of vitamin D in the maintenance of bone health: recommendations for the Latin American context. *Arch Osteoporos*. 2024 Jun 8;19(1):46. <https://doi.org/10.1007/s11657-024-01398-z>. PMID: 38850469
 - Liu L, Sun C, Huang B, et al. Potential causal association between serum vitamin D levels and intervertebral disc degeneration: A mendelian randomization study. *J Orthop Sci*. 2024 Jul 20:S0949-2658(24)00141-6. <https://doi.org/10.1016/j.jos.2024.07.001>. Online ahead of print. PMID: 39034208
 - Dwimartutie N, Setiati S, Tamin TZ, et al. Effect of cholecalciferol supplementation on hand grip strength, walking speed, and expression of vitamin D receptor, interleukin-6, and insulin-like growth factor-1 in monocyte

- in pre-frail older adults: A randomized double-blind placebo-controlled trial. *Geriatr Gerontol Int.* 2024 Jun;24(6):554-562. <https://doi.org/10.1111/ggi.14881>. Epub 2024 Apr 21. PMID: 38644647
- Liu W, Wang Y, Qiu H, et al. Long-term ultraviolet B irradiation at 297 nm with light-emitting diode improves bone health via vitamin D regulation. *Biomed Opt Express.* 2024 Jun 4;15(7):4081-4100. <https://doi.org/10.1364/BOE.520348>. eCollection 2024 Jul 1. PMID: 39022556
 - Fitzpatrick D, Laird E, Ward M, et al. Secondary hyperparathyroidism: Predictors and relationship with vitamin D status, bone turnover markers and bone mineral density. *Bone.* 2024 Jul;184:117108. <https://doi.org/10.1016/j.bone.2024.117108>. Epub 2024 Apr 18. PMID: 38642819
 - Mani A, Joseph PCP, Choudary D, et al. Vitamin D, PTH, and Lipid Dysregulation in Osteoarthritis: A Case-Control Study. *J Orthop Case Rep.* 2024 Jun;14(6):177-185. <https://doi.org/10.13107/jocr.2024.v14.i06.4544>. PMID: 38910978
 - Formisano E, Proietti E, Borgarelli C, et al. Comment to "Vitamin D in psoriatic arthritis-A systematic review and meta-analysis". *Semin Arthritis Rheum.* 2024 Aug;67:152457. <https://doi.org/10.1016/j.semarthrit.2024.152457>. Epub 2024 Apr 27. PMID: 38696881
 - Michelson JD. Considerations Regarding Vitamin D in Foot and Ankle Treatment and Surgery. *Orthop Clin North Am.* 2024 Jul;55(3):383-392. <https://doi.org/10.1016/j.ocl.2024.01.002>. Epub 2024 Feb 19. PMID: 38782509
 - Greenfield PT, Coble TJ, Bell JA, et al. Surgical Considerations for Osteoporosis, Osteopenia, and Vitamin D Deficiency in Upper Extremity Surgery. *Orthop Clin North Am.* 2024 Jul;55(3):355-362. <https://doi.org/10.1016/j.ocl.2024.02.005>. Epub 2024 Mar 28. PMID: 38782507
 - Hosoyama T, Kawai-Takaishi M, Iida H, et al. Lack of vitamin D signalling in mesenchymal progenitors causes fatty infiltration in muscle. *J Cachexia Sarcopenia Muscle.* 2024 Jun;15(3):907-918. <https://doi.org/10.1002/jcsm.13448>. Epub 2024 Mar 27. PMID: 38533539
 - Midtun M, Overgaard K, Zerahn B, et al. Beneficial effects of exercise, testosterone, vitamin D, calcium and protein in older men-A randomized clinical trial. *J Cachexia Sarcopenia Muscle.* 2024 Jun 18. <https://doi.org/10.1002/jcsm.13498>. Online ahead of print. PMID: 38890228
 - O'Leary TJ, Jackson S, Izard RM, et al. Iron status is associated with tibial structure and vitamin D metabolites in healthy young men. *Bone.* 2024 Sep;186:117145. <https://doi.org/10.1016/j.bone.2024.117145>. Epub 2024 Jun 3. PMID: 38838798
 - Li X, Ma Y, Huang C, et al. Establishing a human-induced pluripotent stem cell line SMUSHi005-A from a patient with hypophosphatemic vitamin D-resistant rickets carrying the PHEX c.1586-1586+1 delAG mutation. *Stem Cell Res.* 2024 Jun;77:103439. <https://doi.org/10.1016/j.scr.2024.103439>. Epub 2024 May 9. PMID: 38761687
 - Phiri CB, Davis CR, Grahn M, et al. Vitamin D Maintains Growth and Bone Mineral Density against a Background of Severe Vitamin A Deficiency and Moderate Toxicity in a Swine Model. *Nutrients.* 2024 Jun 27;16(13):2037. <https://doi.org/10.3390/nu16132037>. PMID: 38999785
 - Kim HY, Shim JH, Kim BK, et al. Vitamin D Attenuates Fibrotic Properties of Fibrous Dysplasia-Derived Cells for the Transit towards Osteocytic Phenotype. *Int J Mol Sci.* 2024 May 1;25(9):4954. <https://doi.org/10.3390/ijms25094954>. PMID: 38732172
 - Radić M, Đogaš H, Kolak E, et al. Response to: Comment to "Vitamin D in psoriatic arthritis-A systematic review and meta-analysis". *Semin Arthritis Rheum.* 2024 Aug;67:152456. <https://doi.org/10.1016/j.semarthrit.2024.152456>. Epub 2024 Apr 25. PMID: 38729040
 - Roizen J, Long C, Casella A, et al. High dose dietary vitamin D allocates surplus calories to muscle and growth instead of fat via modulation of myostatin and leptin signaling. *Res Sq [Preprint].* 2024 May 8;rs.3.rs-4202165. <https://doi.org/10.21203/rs.3.rs-4202165/v1>. PMID: 38766160
 - Ruiz-Ballesteros AI, Betancourt-Núñez A, Meza-Meza MR, et al. Relationship of serum and dietary vitamin D with high cardiometabolic risk in Mexican systemic lupus erythematosus patients: A cross-sectional study. *Lupus.* 2024 Jul;33(8):851-863. <https://doi.org/10.1177/09612033241252060>. Epub 2024 May 6. PMID: 38709772
 - Khan SR, Claeson M, Khan A, et al. The effect of physical activity on vitamin D: A systematic review and meta-analysis of intervention studies in humans. *Public Health Pract (Oxf).* 2024 Mar 30;7:100495. <https://doi.org/10.1016/j.puhip.2024.100495>. eCollection 2024 Jun. PMID: 38601179
 - Rips L, Toom A, Kuik R, et al. High dose vitamin D supplementation decreases the risk of deficiency in male conscripts, but has no effect on physical performance-A randomized study. *J Exp Orthop.* 2024 May 1;11(3):e12023. <https://doi.org/10.1002/jeo2.12023>. eCollection 2024 Jul. PMID: 38694768
 - Sakamoto K, Miyamori T, Someya Y, et al. Vitamin D levels and bone mineral density of middle-aged premenopausal female football and volleyball players in Japan: a cross-sectional study. *BMC Sports Sci Med Rehabil.* 2024 Jul 2;16(1):147. <https://doi.org/10.1186/s13102-024-00938-x>. PMID: 38956731
 - Liu AM, Mirle V, Lee C, et al. Forgetting the Frail: National Trends in Vitamin D Prescription After Fragility Fracture-A Large Insurance Claims Database Study. *J Am Acad Orthop Surg.* 2024 May 15;32(10):464-471. <https://doi.org/10.5435/JAAOS-D-23-00932>. Epub 2024 Mar 13. PMID: 38484091
 - Liu C, Seyok T, Moye S, et al. High rates of vitamin D insufficiency among patients presenting for total knee arthroplasty. *J Orthop Res.* 2024 Jul;42(7):1501-1508. <https://doi.org/10.1002/jor.25811>. Epub 2024 Feb 27. PMID: 38414362
 - Llombart R, Mariscal G, Barrios C, et al. Does vitamin D deficiency affect functional outcomes in hip fracture patients? A meta-analysis of cohort studies. *J Endocrinol Invest.* 2024 Jun;47(6):1323-1334. <https://doi.org/10.1007/s40618-023-02266-2>. Epub 2023 Dec 19. PMID: 38112912
 - Murashima M, Yamamoto R, Kanda E, et al. Associations of vitamin D receptor activators and calcimimetics with falls and effect modifications by physical activity: A prospective cohort study on the Japan Dialysis Outcomes and Practice Patterns Study. *Ther Apher Dial.* 2024 Aug;28(4):547-556. <https://doi.org/10.1111/1744>

- 9987.14122. Epub 2024 Mar 10. PMID: 38462749
- Nasimi N, Jamshidi S, Askari A, et al. Effect of vitamin D supplementation or fortification on bone turnover markers in women: a systematic review and meta-analysis. *Br J Nutr.* 2024 May 14;131(9):1473-1487. <https://doi.org/10.1017/S0007114524000060>. Epub 2024 Jan 15. PMID: 38221822
 - Park HJ, Kim MG, Yoo YS, et al. Correction to: Determination of the combined effects of asian herbal medicine with calcium and/or vitamin D supplements on bone mineral density in primary osteoporosis: A systematic review and meta-analysis. *Osteoporos Int.* 2024 Jul;35(7):1311. <https://doi.org/10.1007/s00198-024-07065-w>. PMID: 38512462
 - Park HJ, Kim MG, Yoo YS, et al. Determination of the Combined Effects of Asian Herbal Medicine with Calcium and/or Vitamin D Supplements on Bone Mineral Density in Primary Osteoporosis: A Systematic Review and Meta-Analysis. *Osteoporos Int.* 2024 Jul;35(7):1-21. <https://doi.org/10.1007/s00198-024-07061-0>. Epub 2024 Mar 13. PMID: 38472336
 - Schulz N, Dischereit G, Henke L, et al. Prevalence and effects of Vitamin D receptor polymorphism on bone mineral density and metabolism in patients with systemic sclerosis: a preliminary study. *Clin Exp Med.* 2024 Jun 7;24(1):121. <https://doi.org/10.1007/s10238-024-01385-1>. PMID: 38847864
 - Sponchiado IM, Limirio LS, de Branco FMS, et al. Sex-dependent association of serum vitamin D with muscle strength in older adults: NHANES 2001-2002. *Eur J Clin Nutr.* 2024 Jul 11. <https://doi.org/10.1038/s41430-024-01472-2>. Online ahead of print. PMID: 38987658
 - Tang T, Lu T, Li B, et al. Deletion of vitamin D receptor exacerbated temporomandibular joint pathological changes under abnormal mechanical stimulation. *Life Sci.* 2024 Jul 12:122913. <https://doi.org/10.1016/j.lfs.2024.122913>. Online ahead of print. PMID: 39004274
 - Tan L, He R, Zheng X. Effect of vitamin D, calcium, or combined supplementation on fall prevention: a systematic review and updated network meta-analysis. *BMC Geriatr.* 2024 May 2;24(1):390. <https://doi.org/10.1186/s12877-024-05009-x>. PMID: 38698349
 - Tarantino D, Mottola R, Sirico F, et al. Exploring the impact of vitamin D on tendon health: a comprehensive review. *J Basic Clin Physiol Pharmacol.* 2024 May 23;35(3):143-152. <https://doi.org/10.1515/jbcpp-2024-0061>. eCollection 2024 May 1. PMID: 38776444
 - Thompson M, Jones G, Venn A, et al. Prior nonmelanoma skin cancer is associated with fewer fractures, more vitamin D sufficiency, greater bone mineral density and improved bone microarchitecture in older adults. *Am J Med.* 2024 Jun 10:S0002-9343(24)00350-4. <https://doi.org/10.1016/j.amjmed.2024.05.036>. Online ahead of print. PMID: 38866304
 - Wahlquist AE, Blanke HH, Asghari G, et al. Factors Affecting Postpartum Bone Mineral Density in a Clinical Trial of Vitamin D Supplementation. *J Womens Health (Larchmt).* 2024 Jul;33(7):887-900. <https://doi.org/10.1089/jwh.2022.0525>. Epub 2024 Jun 10. PMID: 38853682
 - Xie Y, Farrell SF, Armfield N, et al. Serum Vitamin D and Chronic Musculoskeletal Pain: A Cross-Sectional Study of 349,221 Adults in the UK. *J Pain.* 2024 May 9:104557. <https://doi.org/10.1016/j.jpain.2024.104557>. Online ahead of print. PMID: 38734042
 - Xu HW, Fang XY, Chen H, et al. Vitamin D delays intervertebral disc degeneration and improves bone quality in ovariectomized rats. *J Orthop Res.* 2024 Jun;42(6):1314-1325. <https://doi.org/10.1002/jor.25778>. Epub 2024 Jan 15. PMID: 38225869
 - Ye S, Wen J, Ye WH, et al. A facile and smart strategy to enhance bone regeneration with efficient vitamin D(3) delivery through sterosome technology. *J Control Release.* 2024 Jun;370:140-151. <https://doi.org/10.1016/j.jconrel.2024.04.033>. Epub 2024 Apr 25. PMID: 38653347
 - Zelzer S, Meinitzer A, Enko D, et al. Vitamin D and vitamin K status in postmenopausal women with normal and low bone mineral density. *Clin Chem Lab Med.* 2024 Jan 1;62(7):1402-1410. <https://doi.org/10.1515/cclm-2023-1443>. Print 2024 Jun 25. PMID: 38158723
 - Zhang P, Zhong J, Liu X, et al. The association between dynamic changes in vitamin D and frailty alterations: A prospective analysis of UK Biobank participants. *J Cachexia Sarcopenia Muscle.* 2024 Jun 24. <https://doi.org/10.1002/jcsm.13525>. Online ahead of print. PMID: 38923848
 - Şerifoğlu L, Yılmaz SG, Karaaslanlı A, et al. Association of Taql (rs731236) Polymorphism of Vitamin D Receptor Gene with Lumbar Degenerative Disc Disease. *World Neurosurg.* 2024 Aug;188:e419-e423. <https://doi.org/10.1016/j.wneu.2024.05.129>. Epub 2024 May 25. PMID: 38802057